



**[MOUSTACHE**  
BIKES

[www.moustachebikes.com](http://www.moustachebikes.com)

powered by  
**BOSCH**



## LOOKING BACK ON 2018 AT MOUSTACHE...



**HISTORIC DOUBLE AT THE FIRST EMTB FRENCH CHAMPIONSHIPS**  
WON BY JULIEN ABSALON AND NÉILO PERRIN-GANIER  
ON THEIR SAMEDI 27 TRAIL CARBON.



**VICTORY FOR THE SAMEDI 27 TRAIL 8**  
IN THE EMTB OF THE YEAR ELECTION  
AT FRENCH MAGAZINE VÉLO VERT.

See pages 104-105.



**BEST OF 2018 – WORLD OF MTB**  
IN GERMANY WITH THE TRAIL 11.



**“THE MOUSTACHE SAMEDI RACE 11**  
**IS BY FAR THE BEST BOSCH BIKE**  
**THAT WE HAVE TESTED.**

If you are looking for a high end reliable steed  
with great handling, it's this one!"



**MOUSTACHE IS ON THE PODIUM**  
AT THE “BIKE OF THE YEAR” ELECTION  
FOR THE 3<sup>RD</sup> CONSECUTIVE YEAR.

**VICTORIES FOR THE BRAND, FOR THE TEAM AND FOR YOU ALL!!! MERCI :-}{D**





Such were our first words, our first beliefs when we started Moustache several years ago.

They are just as relevant 8 years on, but we didn't imagine we'd be leaving so many cars behind so many garage doors.

All that, thanks to you!  
And thanks to this magic tool, E-bikes!  
It's the bike that opens opportunities: E-bikes are opening the way to new experiences, to new horizons, to new users. The range of possibilities they offer has almost no limits.  
In 2015 we designed the Samedi 27 Xroad, to get about throughout the week, to commute to work or head to the shops... but also to enjoy a stunning trail on the evening or weekend, a trail that's impossible to resist, and which takes you where it sees fit. It's up to you to explore far and wide, to let go and to enjoy!  
This year, you can push the adventure even further with the full suspension version of our Samedi 27 Xroad: even more comfortable, even more capable off-road, and just as useful for the day to day.  
Certainly the best example of the Moustache spirit!

Our initial range included 7 models. The range you'll find in the following pages includes over 55.  
55 bikes that we have developed with care, with passion, with conviction!  
55 ways to have fun!

55 good reasons to take a bike and leave the car in the garage!

## TO LEAVE THE CAR IN THE GARAGE

...



## URBAN



P.22 -  
**LUNDI 26**



P.30 -  
**FRIDAY 28**



P.38 -  
**FRIDAY 27,  
FRIDAY 27 FS**

## VERSATILE



P.48 -  
**SAMEDI 28**



P.58 -  
**SAMEDI 27  
XROAD,  
XROAD FS**

## ROAD




P.72 -  
**DIMANCHE 28**


## MTB



P.90 -  
**SAMEDI  
26,27 OFF**




P.102 -  
**SAMEDI  
27 TRAIL**



P.116 -  
**SAMEDI  
27 RACE**




P.126 -  
**SAMEDI  
27 SX**



P.132 -  
**SAMEDI  
27 X2**

## SUMMARY

## KIDS



P.138 -  
**MERCREDI 12**

Credits: Editor: Cycle Me SAS / Text: Emmanuel Antonot / Graphics: Christine Antonot / Photos : Bruce Aufrere, Quentin Chevat, Raoul Gilibert, Antoine Hoffman Massé, Jérémie Reuiller, Mathieu Rousseau / Actual products may vary / All rights reserved / Printer: La Galiote-Prenant / Printed in France in September 2018 / Please do not litter. / We would like to thank the brands Egide, Evoc, Fox Head, Oakley, Shimano for providing great gear for our Moustache riders during our photo shooting sessions.

Moustache, a Cycle Me brand / RCS Epinal 533 727 111 / SAS with a capital of €300 K / 9, rue du Colonel Demange / 88190 Golbey / E-mail: [contact@moustachebikes.com](mailto:contact@moustachebikes.com) / Website: [www.moustachebikes.com](http://www.moustachebikes.com)





The moustache has been an integral part of the history of the bicycle for a long time now. Look no further than the famous moustache handlebar! Our handlebars are innovative and can be considered as a modern take on the famous moustache handlebars of the past. Every moustache is unique, every moustache is recognizable, every moustache has a strong identity, just like our bikes!


// Moustache is the strong belief that e-bikes are an incredible opportunity for the development of cycling! As we see it, they are an excellent alternative to cars. A quality e-bike can bring happiness, whether it be in an urban environment, or leisure rides, or for more intense riding.

// It's a certain vision of the e-bike. A different, modern, innovative and qualitative vision. It's the desire to consider the rider as our priority, the center of our thought and development process. It's the desire to offer bikes that are both unique and rewarding by combining design, comfort and ease of use.

// Moustache it's also a balance bike for learning to ride. It's the only bike without electric pedal assistance, but for us it's one of the most important bikes in our collection: it's a first bike, the one that will ignite a passion in the youngest of riders!

// Moustache is a structured collection with 8 families to cover all the different riding needs: urban, all road, road, mountain bike and kids' bikes, so you can find the right Moustache for you!

# WHY MOUSTACHE ?





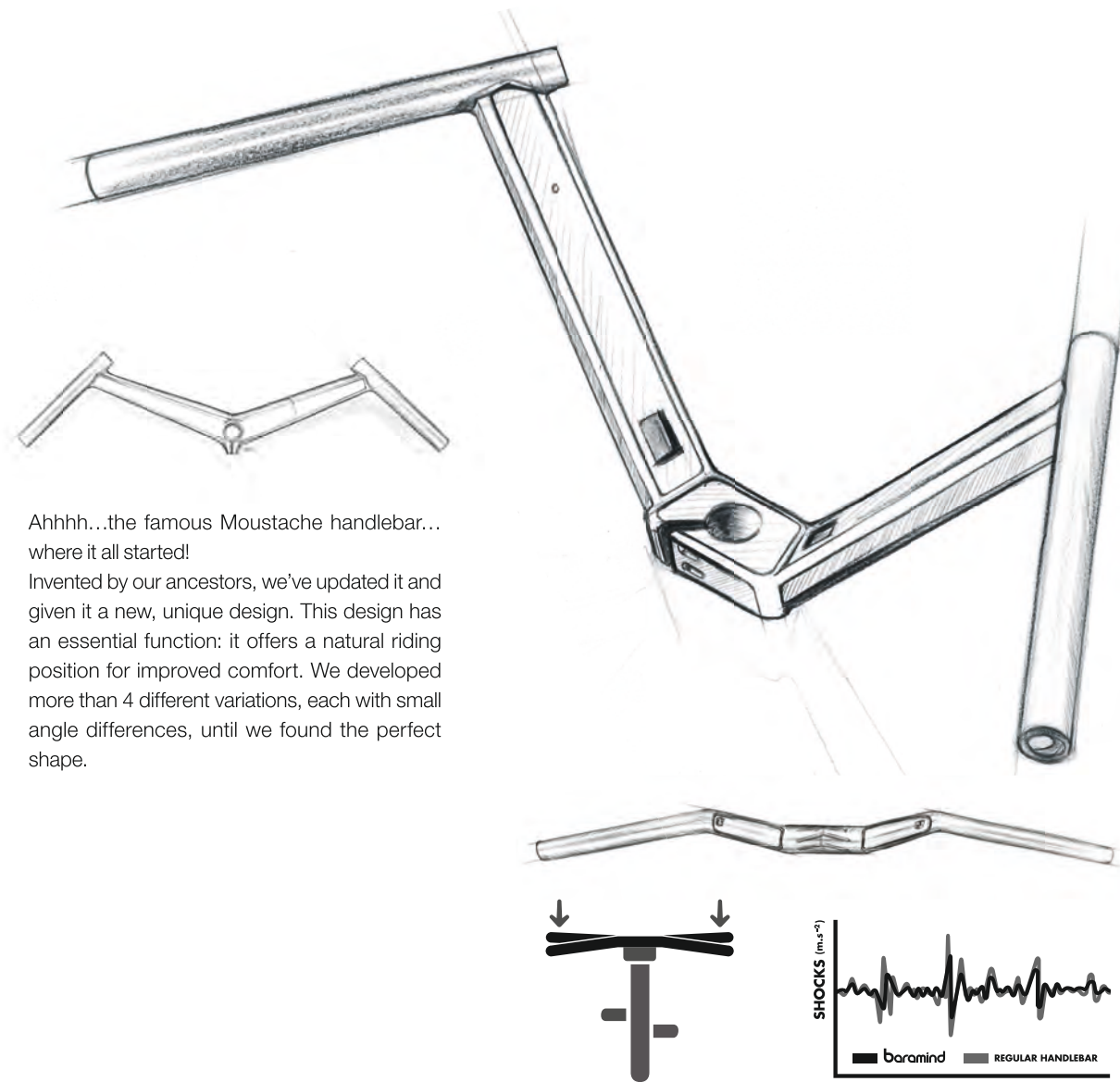


Moustache is based in the Vosges region of France, home to our childhood memories, our families, and our values. We strongly believe that the strength of a company is based above all on its employees, and we've built ours around our complementary skills.

After starting out as two bike-lovers crazy enough to embark on such an adventure - Manu (development) and Greg (sales) - we now have more than 80 people working on the development and production of our bikes.

## THE COMPANY





Ahhhh...the famous Moustache handlebar... where it all started!  
 Invented by our ancestors, we've updated it and given it a new, unique design. This design has an essential function: it offers a natural riding position for improved comfort. We developed more than 4 different variations, each with small angle differences, until we found the perfect shape.

## HANDLEBAR

Like our frames, it's made from 6061 alloy, and it also gets the same thermal treatments for maximum resistance. There are four versions:

// Our first model specially developed for the Lundi 26 offers a very upright position, for comfort and the best visibility in towns.

// Samedi 28 has a lower version, for a balanced position particularly well-suited to long rides.

// For the Friday 27 and Samedi 27 Xroad, it's a round semi-riser Moustache handlebar that guides the way. The 30° rise feels particularly agreeable and is very versatile.

// Finally, our new version of the Flexbar was developed with our friends at Baramind. Their technology enables us to filter out small impacts and vibrations in the same manner as a very large section tire! You'll find it on our new Friday 28 range.

We're warning you though, once you try it, you'll never want anything else

## MUDGUARDS

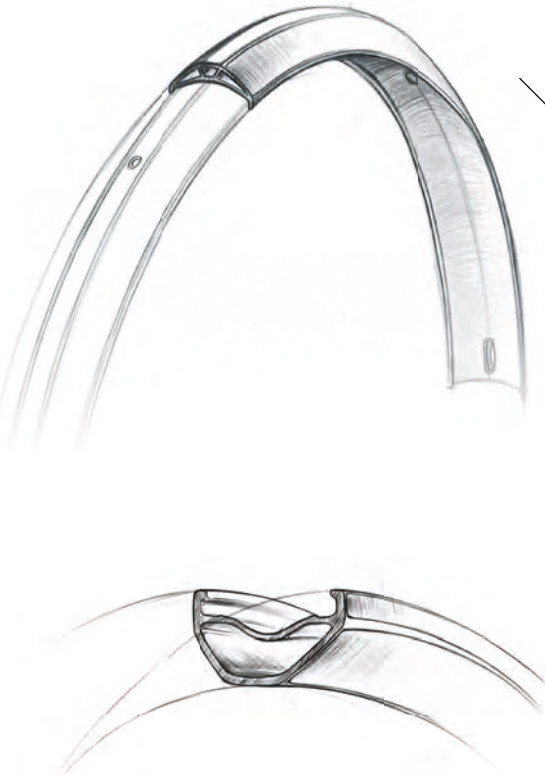
At Moustache, we've never really liked mudguards... They're never positioned correctly, they always move, and they rarely look good... So we decided to start from scratch and develop our own mudguards!

The exclusive Moustache mudguards are tubular and, therefore, very stiff, yet still very lightweight! And they are concentric to the wheel, so it's easier on your eyes too. We developed three exclusive profiles. The guards are extruded and then bent to adapt to the size of the wheel.

A mudguard may appear simple, but it was actually a complex development. But we think you'll agree that it was worth it.

## RIMS

Conserve as best as possible the dynamism of the chassis and motor, this was the mission given to the engineers developing our new double cavity wheels. The aluminium 6061-E rims are welded and heat treated, then sandblasted to increase their stability and strength. The sides are specially reinforced to resist impacts. The asymmetric profile enables us to ensure a consistent tension between the 2 layers of spokes, for improved stability and dynamism. The 23mm internal width is perfect for urban tires up to 2.10 wide, and is also compatible with tubeless tires. The hubs with annular bearings reduce friction, to yet again improve dynamism and performance!



**WHAT MAKES  
 OUR BIKES  
 UNIQUE**

## WHY ?

It's the strong belief that performance, quality and service are the foundation of any bicycle. Our partnership with Bosch is based on these same values. Bosch is currently the most developed and efficient system that exists... and it's produced in Europe.

### ACTIVE LINE PLUS

Driving pleasure at its best! The new Bosch Active Plus motor, ultra-natural, quiet, lightweight and reliable ensures even more driving pleasure.

The maximum torque of up to 50 Nm offers progressive acceleration and ideal assistance for city rides or tours! Absence of friction allows to exceed the cutting speed of 25 km/h without even realizing it! Just awesome!

### PERFORMANCE LINE CRUISE

Dynamic and sporty assistance up to 63 Nm gives you more power from the start and powerful driving in all situations.

### PERFORMANCE LINE CX

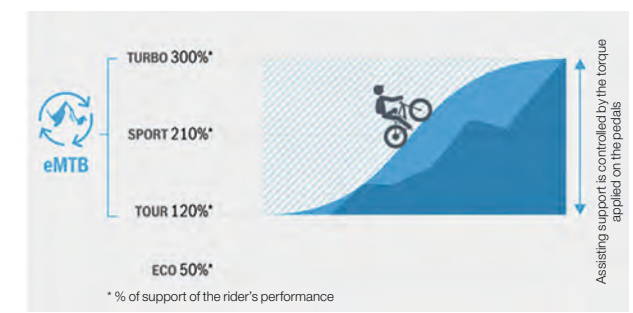
With its maximum torque of up to 75 Nm, the Performance Line CX offers a powerful motor for demanding riders. In eMTB mode, the cyclist always has the necessary power at the right time. Benefit from a perfectly dosed support of up to 300% with incredible dynamic and unique traction.

### eMTB MODE

A mode for eMountain Bikers, eMTB mode replaces the current Sport mode in the Performance Line CX range and varies between Tour and Turbo support modes. Thanks to a maximum torque of up to 75 Nm, the motor dynamically boosts the cyclist's own power

between 120% and 300%. Depending on the pedaling power, the progressive assistance automatically adapts to each way of pedaling. Without changing mode, the motor assists by providing the ideal power from the lowest pedaling frequencies. Starting on steep slopes and crossing

technical sections becomes a child's play. For natural pedaling sensations and maximum performance on your favorite singletracks.



### SYSTEM BOSCH ACTIVE LINE PLUS

Efficient and progressive. Perfect for daily use.



### SYSTEM BOSCH PERFORMANCE LINE CRUISE

Powerful and sporty.



### SYSTEM BOSCH PERFORMANCE LINE CX

High torque and sporty.



	ASSISTANCE	TORQUE		ASSISTANCE	TORQUE		ASSISTANCE	TORQUE
ECO	40 %	35 Nm		50 %	40 Nm		50 %	40 Nm
Tour	100 %	40 Nm		120 %	50 Nm		120 %	50 Nm
Sport	180 %	45 Nm		190 %	55 Nm		210 %	60 Nm
Turbo	270 %	50 Nm		275 %	63 Nm		300 %	75 Nm
Nominal continuous rated power according to EN 15194	250W			250W			250W	
Max. mechanical power @ cadence	415W @78rpm			570W @88rpm			600W @80rpm	

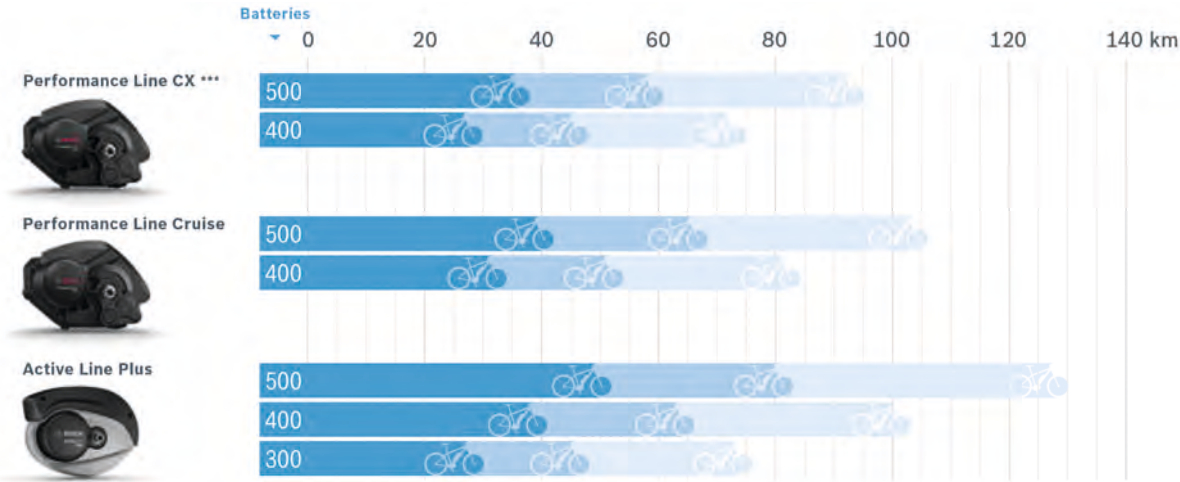


AUTONOMY

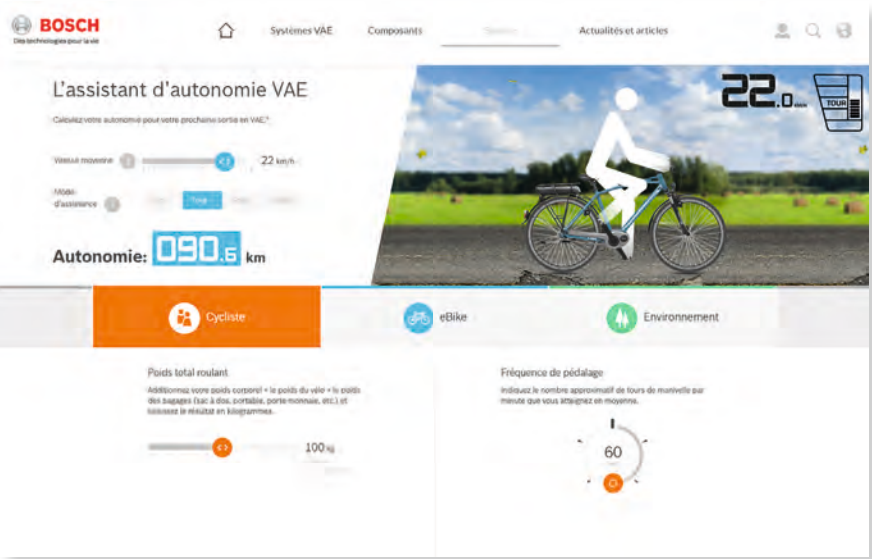
The data reported here are realistic values measured under the conditions of use detailed below.

For even more precision and personalized results, you can refer to the Bosch online simulator (see page on the right).

\* The ranges are typical values of the new batteries, which may decrease if one of the conditions listed above deteriorates.  
\*\* No additional connected electronic components, e.g. light.  
\*\*\* eMTB mode was not taken into account when calculating these ranges.



	<div><div></div><div></div></div>	<div><div></div><div></div></div>	<div><div></div><div></div></div>
Terrain type	Difficult conditions*	Favourable conditions*	Ideal conditions**/**
	Low mountain ranges	Hilly	Some inclines
Ø-Speed ca. Cruise (25 km/h)	18 km/h	21 km/h	24 km/h
Wind conditions	Moderate wind	Slight wind	Calm
Cadence	70-90 rpm	50-70 rpm	70-90 rpm
Surface	Dirt tracks and off-road trails	Mainly gravel and paved forest paths	Predominantly smooth asphalt
Tyre Tread	MTB tyres	Trekking tyres	Trekking tyres
Rider weight (Total weight = Rider + bike and luggage)	115 kg	105 kg	95 kg
Starting up frequency	Bike tour with regular starting up	Bike tour with frequent breaks	Bike tour with few breaks
Gears	Derailleur system	Derailleur system	Derailleur system
Type of bicycle	Touring bike / MTB	Touring bike / MTB	Touring bike / MTB
Bosch eBike system	Drive unit, battery and Intuvia	Drive unit, battery and Intuvia	Drive unit, battery and Intuvia



Autonomy is extremely variable. It is influenced by many parameters: the type of engine, battery, bike, position, user weight, elevation, type of terrain, wind, tires, gear shifting management, etc... The data validated in laboratory are sometimes distant from the real conditions. Bosch has therefore developed a very precise simulator that can calculate the autonomy of your bike according to all these parameters and your use. Perfect to choose the capacity of your battery when several options are available. You can find this simulator at:

[moustachebikes.com/en/autonomy](https://moustachebikes.com/en/autonomy)

DISPLAY



**PURION DISPLAY: COMPACT AND CLEARLY ARRANGED**  
Design meets functionality: Purion is a minimalist on-board computer designed for anyone who wishes to focus on the most important information and prefers an uncluttered handlebar. Suitable for use in the city and countryside. You can focus on the essentials and get all important information at a click of your thumb, while keeping your hands on the handlebars throughout your trip. Five different riding modes give you just the right amount of assistance in every situation.

**INTUVIA DISPLAY: CLEVER AND CLEARLY ARRANGED**  
Intuvia guarantees easy and intuitive control of your eBike. The display remains clearly visible under all lighting conditions. The separate control unit allows you to keep your hands safely on the handlebar and you are guaranteed a clear view of all riding data at all times. The shift recommendation feature makes sure you always pedal in the right gear; this preserves the battery and increases your range.

# INTEGRATE A STANDARD BATTERY

**HIDDEN POWER!** For this crazy project, the challenge was not only to integrate the battery, but also to minimize volumes. We had to optimize every angle, edge and millimetre. We also had to exceed the limits of hydroforming techniques by increasing the pressures beyond possible to control each cm<sup>2</sup> of tube.



## INTERCHANGEABILITY, AVAILABILITY, COMPATIBILITY

The key to our already successful Hidden Power concept is the use of a standard Bosch battery that can be easily swapped with the largest number of bikes on the market. For example, when two people with different morphologies commit to long rides, how easy to be able to exchange the battery between the two bikes mid-ride to balance the autonomies. This also opens up the possibility of going on vacation abroad without its battery and to rent one on the spot for example. And what is more reassuring in term of service level than having a standard product and not a specific one.



## EASY TO USE

The battery has a practical handle, is easy to install, easy to extract from the top, easy to carry.



## PROTECTED

The battery is integrated inside, it is protected from external aggressions and mud by an easily removable cover. It is protected from impacts nested inside the reinforced aluminium tube.



## STIFFNESS

Frame design, in particular the down tube, provides a great rigidity and solidity to the frame. It is thanks to the facets and edges of the tube as well as to the optimized cutting, reduced to the maximum that this positive result is obtained.



## CENTRE OF GRAVITY

The light battery, only 2.6 kg, very short, positioned at the lowest, positively influences the positioning of the centre of gravity and dynamic behaviour.



## POSSIBILITY TO CARRY A 2<sup>ND</sup> BATTERY

You may already have a second battery, 300, 400 or 500Wh. You can continue using it and take it with you if you commit to endless Alpine rides.





## URBAN



P.22 -  
**LUNDI 26**

We are convinced that it's possible to change our habits and leave the car in the garage, each monday morning, and every other day of the week!!!



P.30 -  
**FRIDAY 28**

New and shiny. Reduced to the essentials, but lacking nothing! As at ease weaving between cars as heading up to the third floor without a lift...



P.38 -  
**FRIDAY 27,  
FRIDAY 27 FS**

If you want a bike that stands out from the crowd and you enjoy having fun with the daily commute, we have the solution for you!





We are convinced that it's possible to change our habits  
and leave the car in the garage, each monday morning,  
and every other day of the week!!!

# LUNDI 26

- LUNDI 26.1
- LUNDI 26.2
- LUNDI 26.3

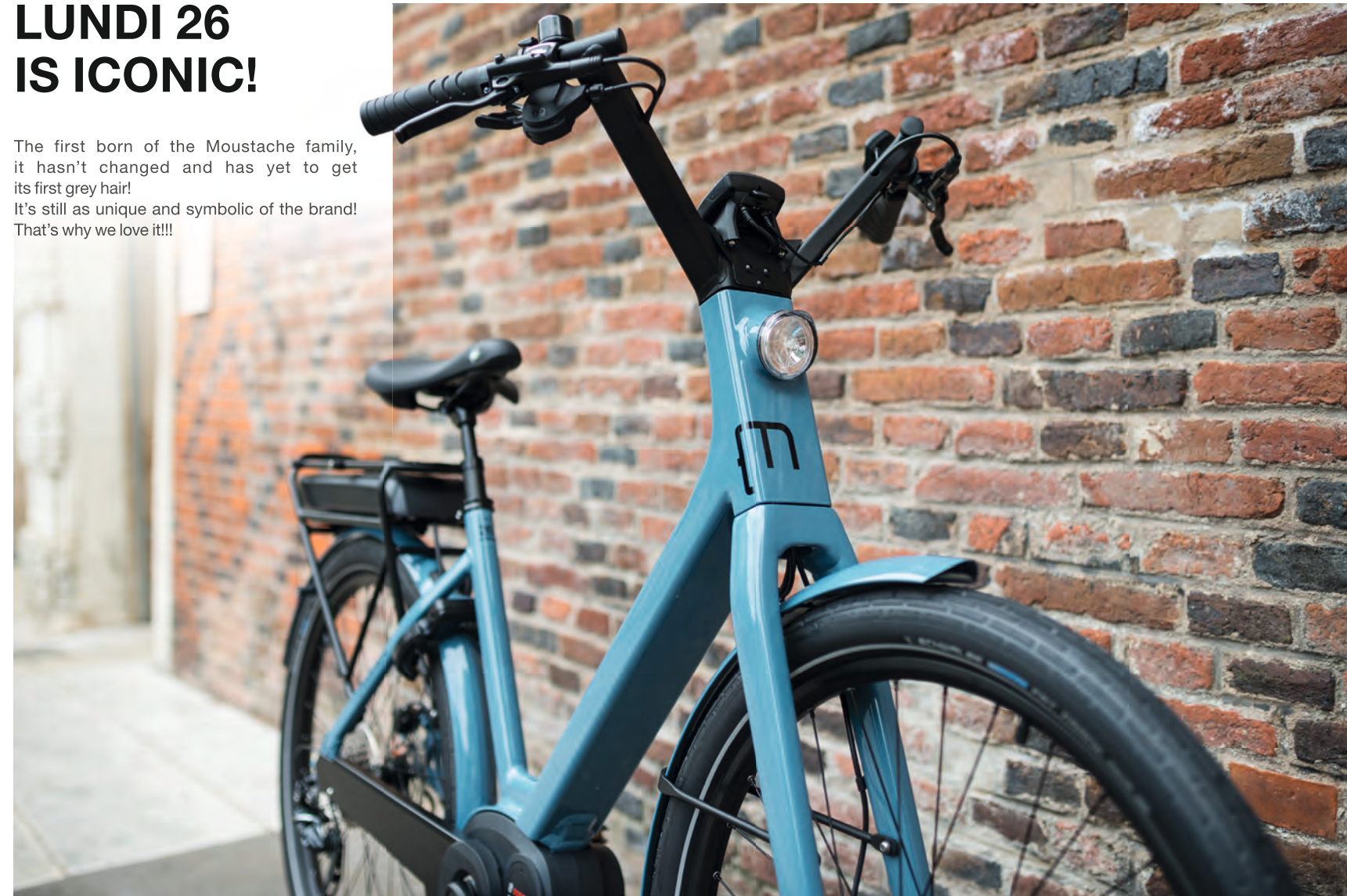
All available in 6 colors





# LUNDI 26 IS ICONIC!

The first born of the Moustache family, it hasn't changed and has yet to get its first grey hair!  
It's still as unique and symbolic of the brand! That's why we love it!!!



## LUNDI 26 TAKES CARE OF YOU!


Its innovative triple cavity frame has great lateral stiffness for the best stability and security, but it also has vertical flex to protect you from any lumps and bumps in the road, further aided by **the wide tires**. These wide tires also help guard against getting wheels trapped in tram rails or drain covers, and have anti-puncture protection.

Lovely and soft, the Royal Wave or Royal Hertz **saddles** will

make sure sensitive areas are well protected ;-)

You can always rely on the robust tubular Moustache **mud-guards**, perfectly centered on the wheel to protect you whatever the weather.

As for the special raised Moustache **handlebar**, it offers a secure upright position giving you a panoramic view of your surroundings.



**The integrated LED lighting**, positioned high on the bike, ensures you'll always see and be seen.

And if you need to stop in an instant, nothing will get you to a halt faster than the powerful and progressive Shimano hydraulic disc **brakes**!



## LUNDI 26 IS PRACTICAL!

### « HOP »

The **open low step** frame makes it easy to get on the bike.

### « CLIC »

The Moustache by Ortlieb **pannier** takes just 3 seconds to attach thanks to the luggage mount with integrated QL3 supports.

### « CLAC »

On the Lundi 26.2 and 26.3, the **lock** under the seat stays means your bike can be secured in an instant for any short stops. And if you need to leave your Lundi 26 for a longer period, the Axa chain that's an optional extra enables you to attach it easily to anything.



# LUNDI 26.1

The most accessible Lundi, intuitive,  
economic and quiet. At ease everywhere!

**BOSCH ACTIVE +  
400 WH**  
INTUVIA  
**SHIMANO 9S DRIVETRAIN**

**AVAILABLE IN 6 COLORS**  
Black, Burgundy, Gun Metal,  
Light Grey, Khaki, Grey Blue



# LUNDI 26.2

Perfectly matched motor and transmission  
for comfort and optimal functionality,  
particularly good for less hilly towns.

**BOSCH ACTIVE +  
400 Wh**  
INTUVIA  
**NUVINCI N330 CONTINUOUSLY  
VARIABLE TRANSMISSION**  
**Royal Hertz Saddle / Suspension seatpost**

**AVAILABLE IN 6 COLORS**  
Black, Burgundy, Gun Metal,  
Light Grey, Khaki, Grey Blue







# LUNDI 26.3

Bosch Performance motor, 10 speed drivetrain, 400 or 500Wh battery. Perfect for hilly towns, or riders after more power!

**BOSCH PERFORMANCE**  
**400 Wh / 500 Wh**  
 INTUVIA  
**SHIMANO 10S DRIVETRAIN**  
 Royal Hertz Saddle / Suspension seatpost

**AVAILABLE IN 6 COLORS**  
 Black, Burgundy, Gun Metal,  
 Light Grey, Khaki, Grey Blue







New and shiny.

Reduced to the essentials, but lacking nothing!

As at ease weaving between cars as heading up  
to the third floor without a lift...

# FRIDAY 28

- FRIDAY 28.1
- FRIDAY 28.1 OPEN
- FRIDAY 28.3
- FRIDAY 28.3 OPEN



# FRIDAY 28 IS LIGHT!

Inevitably, we put it on a diet... by replacing the suspension fork with an aluminium fork and by using our new Moustache Flexbar handlebar. Made in France by our friends at Baramind, it filters vibrations just as well as a wide tire! And because we can also shed weight with the tires, we've chosen Continental Contact Speed, light, grippy and fast rolling!

And there we have it, 3kg less on the scales! Perfect result!



## FRIDAY 28 IS LIVELY!

Several kilos less definitely helps, but on top of that, the Friday 28 frame uses our multi-cavity extruded tubes. It's light, stiff and extra lively! Perfect for

accelerating at red lights and weaving between cars!

Friday 28 has been especially designed for the Bosch Active

Plus motor. This is extra quiet, light, and so intuitive to use that you'll surprise yourself by passing the 25 km/h limit without even realizing it. We love it!



## FRIDAY 28 IS MINIMALIST BUT ALSO PRACTICAL!

Taking off what's superfluous doesn't mean that we miss out!

And especially not on the Moustache Quick-Park stem which means we can fold the handlebar by 90° in just a few seconds. Very handy if we need to leave our Friday in a corridor for example!!! Same thing for the luggage racks with QL3 supports that attach the Moustache by Ortlieb panniers in a click. Easy!



# FRIDAY 28.1 / FRIDAY 28.1 OPEN

Light, intuitive, economic and quiet.  
Ideal for weaving in and out of traffic!



Low step-over frame for ease of use.

- BOSCH ACTIVE + 400 Wh**  
PURION
- SHIMANO 9S DRIVETRAIN**
- Moustache Flex handlebar by Baramind /
- Moustache Quick-Park stem / Suspension seatpost /
- Continental Contact Speed 42-622 Tires /



URBAN





# FRIDAY 28.3 / FRIDAY 28.3 OPEN

Perfectly matched motor and transmission for comfort and optimal functionality, particularly good for less hilly towns.



**BOSCH ACTIVE +  
400 Wh**  
PURION  
**NUVINCI N330 CONTINUOUSLY VARIABLE TRANSMISSION**  
Moustache Flex handlebar by Baramind /  
Moustache Quick-Park stem / Suspension seatpost /  
Continental Contact Speed 42-622 Tires /



Low step-over frame for ease of use.







If you want a bike that stands out from the crowd  
and you enjoy having fun with the daily commute,  
we have the solution for you!

# FRIDAY 27

- FRIDAY 27
- FRIDAY 27 FS
- FRIDAY 27 FS LIMITED



# FRIDAY 27 IS STYLISH!

Just like you!  
This is our nod of the head towards “Dress down Friday” ! But whether you wear a tie or not, Friday 27 is more than just a fashion statement!




## FRIDAY 27 IS FUN, FAST AND COMFORTABLE

Its hydroformed frame, is not just a good looker, but also precise and efficient!  
And this year, there's even a full suspension version! Wow!!!

Pavements, cobblestones, potholes... the worst of the road is smoothed out by an unrivalled comfort... and without losing the legendary efficiency of our Friday 27! All this thanks to our

exclusive suspension platform and our Moustache shock. We're not going to go into the technical details and our manufacturing secrets, but we can assure you that thanks to that, we can ride stronger than ever, whatever the conditions! And for even better performance, we've mounted our new asymmetrical Just\_Moustache rims with

SuperMotoX wide tires. Not only does that offer amazing grip on turns, but incredible resistance to the abuses of the road! And as always, Friday 27 is powered by the mighty Bosch Performance or Performance CX motors, the uncontested references!



## FRIDAY 27 IS ALSO PRACTICAL!

Thanks to our exclusive ultra practical and effective Hidden Power technology. Even integrated, the standard Bosch battery is easy to install, easy to take off, easy to transport, easy to change! Fantastic for daily use!  
Just as incredible, the Moustache Quick-Park stem means we can fold the handlebar by 90° in just a few seconds. Very handy if we need to leave our Friday in a corridor for example!!!

The luggage racks are compatible with most child seats on the market, they are stiff and solid, being reliably fixed to the frame on two points via a tubular mud-guard.  
And « clic » ! With our QL3 system, 3 seconds is all you'll need to fix the Moustache by Ortlieb panniers!

You've eaten your greens and grown too much? Friday 27 has also grown with the addition of an XL size!



# FRIDAY 27

Fun, fast, practical and comfortable,  
the perfect tool to have fun whilst getting  
about town!



**BOSCH PERFORMANCE  
500 Wh**  
INTUVIA  
**SHIMANO 10S DRIVETRAIN**  
Suntour XCM ATB 80mm fork / Moustache Quick-Park stem / Brooks saddle /  
Just Moustache Rims / Schwalbe SupermotoX tires



# FRIDAY 27 FS

With front and rear suspension,  
take on the urban jungle with extra comfort  
and efficiency!



**BOSCH PERFORMANCE  
500 Wh**  
INTUVIA  
**SHIMANO 10S DRIVETRAIN**  
100/100mm travel / Suntour XCM ATB HLO fork with hydraulic lockout /  
Moustache Quick-Park stem / Brooks saddle / Just Moustache Rims /  
Schwalbe SupermotoX tires







# FRIDAY 27 FS LIMITED

High performance fork, drivetrain and high end equipment make all the difference!  
Sold with a Moustache by Ortlieb rear pannier.

**BOSCH PERFORMANCE CX  
500 Wh**  
INTUVIA  
**SHIMANO 11S XT DRIVETRAIN**  
100/100mm travel / Hi-end Suntour  
Mobie 25 fork with hydraulic lockout /  
Moustache Quick-Park stem /  
Brooks saddle / Ultra-powerful  
Supernova light / Just Moustache Rims /  
Schwalbe SupermotoX tires







## VERSATILE



P.48 -  
**SAMEDI 28**

What do you think of a bike  
to enjoy at the weekend...  
and for the rest of the week?



P.58 -  
**SAMEDI 27 XROAD**

"The one to do it all" !  
This could be the motto  
of the Samedi 27 Xroad.



P.66 -  
**SAMEDI 27 XROAD FS**





What do you think of a bike to enjoy at the weekend...  
and for the rest of the week?

# SAMEDI 28

- SAMEDI 28.1
- SAMEDI 28.1 OPEN
- SAMEDI 28.2
- SAMEDI 28.2 OPEN
- SAMEDI 28.3
- SAMEDI 28.3 OPEN
- SAMEDI 28.5
- SAMEDI 28.5 OPEN



# SAMEDI 28 IS VERSATILE!

Behind its ultra comfortable Moustache handlebar, you'll ride as in days gone by, as a family, for a gentle ride, for fitness, with class, in the town, on country lanes, on trails, taking your time or as fast as you can, for a little or a long time!



## SAMEDI 28 IS ELEGANT AND COMFORTABLE!

Born into a good family, its hydroformed frame knows how to hold itself: stiff, but not too stiff ;-)  
Its specific construction enables vibrations from the rear wheel to disperse along the top tube, well aided by the Kenda or Continental tires, depending on the model chosen.

And thanks to its low center of gravity, it's very stable.

The Suntour NEXE25 reinforced fork takes care of your arms... and you can count on the Royal Wave or Shadow+ saddles to take care of your behind, sometimes even with a suspension seatpost,

depending on the model chosen.

The legendary Moustache handlebar ensures a natural position for your hands for even more comfort on long rides.



VERSATILE

## SAMEDI 28 IS PRACTICAL AND BOUNTIFUL...

Its luggage rack with QL3 supports enables you to attach your Moustache by Ortlieb panniers in a single click. Its wide platform also makes it compatible with a large range of child seats.  
The exclusive tubular Moustache mud-guards, ultra solid and reliable, are perfectly centered on the wheel, protecting you in all conditions.  
The Samedi 28 can see far ahead thanks to its powerful lights, 30 or 70 lux depending on the model chosen.  
And in any emergency, you can count on the powerful and progressive Shimano hydraulic brakes to stop you in a hurry!

As for the lock under the seat stays, it means you can secure your Samedi 28.3 and 5 in an instant for any quick errand. And if you need to leave your bike for a longer period, the Axa chain that's an optional extra enables you to easily attach it to anything.

And finally, whether the battery is integrated or not, it's easy to install, easy to take off, easy to transport, easy to change! Fantastic for daily use!





# SAMEDI 28.1 / SAMEDI 28.1 OPEN

The most accessible Samedi 28, intuitive, economic and quiet. At ease everywhere!



Low step-over frame for ease of use.

**BOSCH ACTIVE + 400 Wh**  
PURION  
**SHIMANO 9S DRIVETRAIN**  
Original Moustache high rise bar / Suntour NEX25 63mm fork



# SAMEDI 28.2 / SAMEDI 28.2 OPEN

Bosch Performance motor, 500Wh battery, perfect for anyone wanting more power!



**BOSCH PERFORMANCE 500 Wh**  
PURION  
**SHIMANO 9S DRIVETRAIN**  
Original Moustache high rise bar / Suntour NEX25 63mm fork



Low step-over frame for ease of use.





# SAMEDI 28.3 / SAMEDI 28.3 OPEN

Integrated battery, lower center of gravity and even more lively frame for this version!



**BOSCH PERFORMANCE**  
**500 Wh**  
INTUVIA

**SHIMANO 10S DRIVETRAIN**  
Integrated battery, lower center of gravity /  
Suntour NEX25 63mm fork / Suspension seatpost /  
Continental Ride City 700x42 tires



Low step-over frame for ease of use.







# SAMEDI 28.5 / SAMEDI 28.5 OPEN

Bosch Performance CX! The best motor around, hydraulic fork with lockout, and 11 speed Shimano drivetrain all make the difference!



Low step-over frame for ease of use.

**BOSCH PERFORMANCE CX**  
**500 Wh**  
 INTUVIA  
**SHIMANO SLX 11S 11/40 DRIVETRAIN**

Integrated battery, lower center of gravity /  
 Suntour NEX25 HLO 63mm fork with hydraulic lockout /  
 Suspension seatpost / Continental Ride City 700x42 tires







“The one to do it all” !

This could be the motto of the Samedi 27 Xroad.

# SAMEDI 27 XROAD

- SAMEDI 27 XROAD 1
- SAMEDI 27 OPEN XROAD 1
- SAMEDI 27 XROAD 3
- SAMEDI 27 OPEN XROAD 3
- SAMEDI 27 XROAD 5
- SAMEDI 27 OPEN XROAD 5
- SAMEDI 27 XROAD 7
- SAMEDI 27 OPEN XROAD 7
- SAMEDI 27 XROAD FS 3
- SAMEDI 27 XROAD FS 5
- SAMEDI 27 XROAD FS 7



# SAMEDI 27 XROAD IS MAGIC

This morning, I'm commuting to work by bike.  
At lunch, I'm using it to run a few errands.  
This evening, I'm going home via the forest trails.  
And this weekend it's time to ride in the mountains!  
Yes, yes, all that with my Samedi 27 Xroad!  
Magic!!!!  
Thanks to its lively frame and its parts that combine the abilities of a town bike with those of a MTB.



## SAMEDI 27 XROAD IS LIVELY AND COMFORTABLE!

Even super comfortable!  
It's become a reference through the balance brought together by its frame, the Suntour XCM ATB fork, the Hutchinson tires and its semi-riser Moustache handlebar. This season it raises the bar again with a new full suspension version!  
Whether it's for hopping on and off the pavement or stringing together challenges off-road, it's a real magic carpet ride!

And all this without losing pedalling efficiency!!! More magic!!!  
  
We're not going to go into the technical details and our manufacturing secrets, but we can assure you, that thanks to the exclusive suspension design and the Moustache shock, we can ride stronger than ever, whatever the conditions!

And for even better performance and resistance, we've mounted our new asymmetrical Just\_Moustache rims

Once again, it's powered by the mighty Bosch Performance or Performance CX motors, the uncontested references, which help you fly up the climbs!



## SAMEDI 27 XROAD IS ALSO PRACTICAL!

Whether the battery is integrated or not, it is easy to install, easy to take off, easy to transport, easy to change! Fantastic for daily use!

The luggage rack with QL3 system, means you can attach the Moustache by Ortlieb panniers in seconds!  
Its wide platform also makes it compatible with a large range of child seats.  
The exclusive tubular Moustache mud-guards, ultra solid and reliable, are perfectly centered on the wheel, protecting you in all conditions.

The Samedi 27 can see far ahead thanks to its powerful lights, 30 or 70 lux depending on the model chosen.

Samedi 27 Xroad, it's up to you to find its limits... or your own ;-D





# SAMEDI 27 XROAD 1 / SAMEDI 27 OPEN XROAD 1

Incredible versatility! Powerful and efficient right from the start thanks to the triple cavity tubes and the Bosch Performance motor!



Low step-over frame for ease of use.

**BOSCH PERFORMANCE 400 Wh**  
PURION  
**SHIMANO 9S DRIVETRAIN**  
Suntour XCM ATB 80mm fork / Just Moustache Rims / Hutchinson Python 27.5x2.10 tires, grippy and fast rolling efficient profile



# SAMEDI 27 XROAD 3 / SAMEDI 27 OPEN XROAD 3

Integrated battery, 10s 11/40 drivetrain, low center of gravity and more lively frame for this version, making it even more versatile!



**BOSCH PERFORMANCE 400 Wh / 500 Wh**  
INTUVIA  
**SHIMANO 10S 11/40 DRIVETRAIN**  
Suntour XCM ATB 80mm fork / Suspension seatpost / Just Moustache Rims / Hutchinson Python 27.5x2.10, tires, grippy and fast rolling efficient profile



Low step-over frame for ease of use.



# SAMEDI 27 XROAD 5 / SAMEDI 27 OPEN XROAD 5

Ultra-powerful Bosch Performance CX motor, hydraulic fork with lockout, and an 11/42 11s drivetrain so you can push your limits!



Low step-over frame for ease of use.

**BOSCH PERFORMANCE CX  
500 Wh**  
INTUVIA  
**SHIMANO SLX 11S 11/42 DRIVETRAIN**

Suntour XCM ATB HLO 80mm fork with hydraulic lockout /  
Suspension seatpost / Just Moustache Rims /  
Hutchinson Python 27.5x2.10, tires,  
grippy and fast rolling efficient profile



# SAMEDI 27 XROAD 7 / SAMEDI 27 OPEN XROAD 7

Only the full suspension FS version can outperform this one on comfort, versatility, performance and pleasure! The very best parts, drivetrain, fork and suspension seatpost!



Low step-over frame for ease of use.

**BOSCH PERFORMANCE CX  
500 Wh**  
INTUVIA  
**SHIMANO XT 11S 11/42 DRIVETRAIN**  
Suntour Mobie25 100mm high end fork  
with hydraulic lockout / Parallelogram Suntour NCX  
seatpost / Supernova light / Just Moustache Rims /  
Hutchinson Python 27.5x2.10, tires,  
grippy and fast rolling efficient profile





# SAMEDI 27 XROAD FS 3

With front and rear suspension, it offers an unrivalled comfort and versatility at this level!



**BOSCH PERFORMANCE 500 Wh**  
INTUVIA  
**SHIMANO 10S 11/40 DRIVETRAIN**  
**NEW** frame 100mm travel front & rear / Moustache shock absorber / Suntour XCM ATB fork / Just Moustache Rims / Hutchinson Python 27.5x2.10, tires, grippy and fast rolling efficient profile



# SAMEDI 27 XROAD FS 5

Ultra-powerful Bosch Performance CX motor, hydraulic fork with lockout and 11S 11/42 drivetrain so you can push your limits!



**BOSCH PERFORMANCE CX 500 Wh**  
INTUVIA  
**SHIMANO SLX 11S 11/42 DRIVETRAIN**  
**NEW** frame 100mm travel front & rear / Moustache shock absorber / Suntour XCM ATB HLO fork, hydraulic lockout / Just Moustache Rims / Pneus Hutchinson Python 27.5x2.10, tires grippy and fast rolling efficient profile



VERSATILE





## SAMEDI 27 XROAD FS 7

Unbeatable on comfort, versatility, performance and fun!  
The very best parts, drivetrain, fork and suspension seatpost!

### BOSCH PERFORMANCE CX 500 Wh

INTUVIA

*Drive unit, autonomy, display: pages 14 to 17.*

### SHIMANO XT 11S 11/42 DRIVETRAIN

**NEW** frame 100mm travel front & rear /  
Moustache shock absorber / Suntour Mobie25  
high end fork, hydraulic lockout, 100mm /  
Supernova ultra-powerful light / Just Moustache Rims /  
Hutchinson Python 27.5x2.10, tires,  
grippy and fast rolling efficient profile



*Drive unit, autonomy, display: pages 14 to 17.*

*Sizing and geometry: pages 144 to 161.*

*Find the full technical specifications on [moustachebikes.com](http://moustachebikes.com)*

*MOUSTACHE - SEASON 8 / 69*





## ROAD



P.72 -

### **DIMANCHE 28**

Light, lively, distinguished,  
it will transform your weekly  
ride by turning the worst  
climbs into the best moments  
of the ride!!





Light, lively, distinguished, it will transform your weekly ride  
by turning the worst climbs into the best moments of the ride!!

# DIMANCHE 28

- DIMANCHE 28 FITNESS 1
- DIMANCHE 28 FITNESS 1 OPEN
- DIMANCHE 28 FITNESS 3
- DIMANCHE 28 FITNESS 3 OPEN



# DIMANCHE 28 IS OPEN!

Just like its new lower standover height frame and the new XL size opening up riding to more people. Electric, and at ease with itself as such, it's always in a good mood, ready to accompany you on a long ride, to glide along country roads, to feel a fresh breeze on your forearms and take in the morning air. Always ready to take on cols, at a gentle pace or fast as your like, whether you're young or less young, alone or with mates. Dimanche 28 is the essence of fun!



## DIMANCHE 28 IS A WEAPON!

Light and lively, its frame in aluminium 6061 multi cavity tubes is mounted with a Bosch Active Plus motor, ultra intuitive, light and quiet.

After a progressive start, you'll pass the 25 km/h limit without even realizing it, well helped by the wheels with semi-profile rims and comfortable high-

performance Continental Contact Speed tires.



## DIMANCHE 28 IS MINIMALIST

But it can easily take one or two bottle cages, a mud guard and luggage racks to transform itself into a long distance tourer. For endless rides!





# DIMANCHE 28 FITNESS 1 / DIMANCHE 28 FITNESS 1 OPEN

Light, lively, ready to devour country roads or the steepest cols!



Low step-over frame for ease of use.

**BOSCH ACTIVE + 400 Wh**  
PURION  
**SHIMANO 9S DRIVETRAIN**  
Light aluminium frame and fork / Semi profile rims / Continental Contact Speed 42x622 tires / 18,6 kg



# DIMANCHE 28 FITNESS 3 / DIMANCHE 28 FITNESS 3 OPEN

Push back your limits, and the time you get home thanks to the 500Wh battery and the 11S drivetrain!



**BOSCH ACTIVE + 500 Wh**  
INTUVIA  
**SHIMANO SLX 11S 11/40 DRIVETRAIN**  
Light aluminium frame and fork / Semi profile rims / Continental Contact Speed 42x622 tires / 18,8 kg




Low step-over frame for ease of use.






## MTB




P.90 -  
**SAMEDI 26,27 OFF**  
Climb, descend, turn, jump,  
attack or just ride appreciating  
nature!!! What a feeling!  
What fun! And how better  
to enjoy the ride today,  
tomorrow, the day after...



P.102 -  
**SAMEDI 27 TRAIL**  
A climb is only a descent  
gone awry ;-){D  
On the Samedi 27 Trail,  
climbs and descents are all  
going in the right direction!!!



P.116 -  
**SAMEDI 27 RACE**  
To race against the clock  
in an enduro, or simply go  
full out on any beat up  
or technical trail, whether  
it's going up or down!



P.126 -  
**SAMEDI 27 SX**  
To take on the slopes,  
and climb back up!



P.132 -  
**SAMEDI 27 X2**  
2X more fun!  
2X more sharing!  
4X more magic!!!

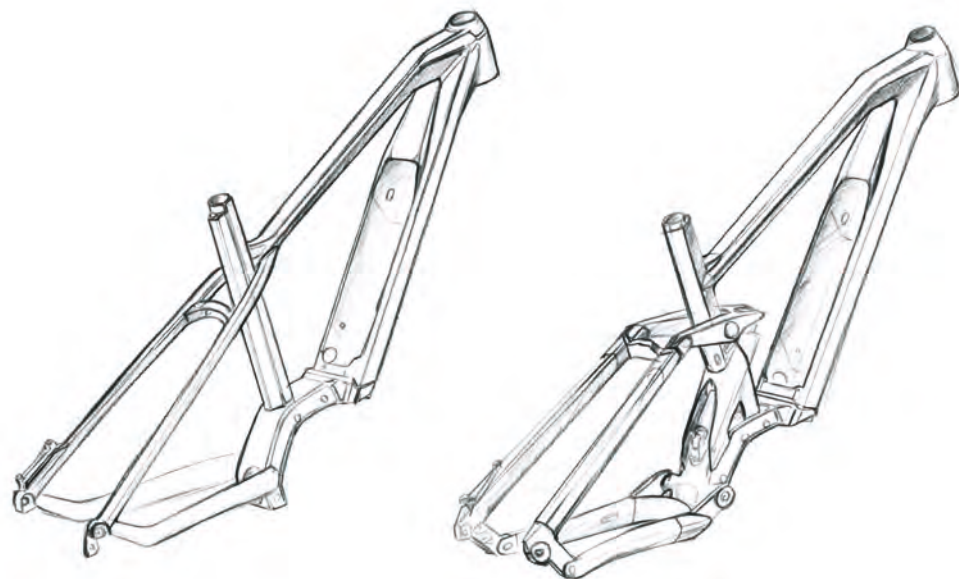


## HIDDEN POWER TECHNOLOGY

HIDDEN  
POWER  
MOUSTACHE

For this crazy project, our challenge was to integrate a standard Bosch battery, but also to minimize volumes. We stretched our creativity and played with every angle, edge and millimeter, and we pushed hydroforming technology to its limits to create a dynamic aesthetic.

We worked hard at integration and aesthetics, aesthetics that we wanted both neat and dynamic as well as riding feeling, another key point of the project!



### ALUMINIUM FRAMES

Made using an aeronautical quality aluminium from the 6061 series, the tubes are hydroformed. This is possible thanks to a special technology that injects high-pressure water into the frame tubes so that they take the shape of the molds. This procedure allows for a greater control of the form and thickness of the tubes, resulting in superior quality and optimal performance.

### GRAVITY CENTRE

Since we started, we have always paid special attention to the bike's centre of gravity. Indeed, it influences behaviour. By lowering it, the overall stability and efficiency of the bicycle is optimized.

Already positioned at the lowest, we have been able to lower it and place it backward thanks to the integration of the battery, but also by lowering and placing backward the rear shock and rocker link!







We could have talked of the 890g saved, of the several % increased stiffness, of the high modulus and high strength Toray T700 fibres, the exclusive manufacturing process to control the outside and inside of the tube. We could have written 3 pages, but we preferred to keep it simple:

**JUST CARBON**

JUST LIGHTER, NICER, FASTER, MORE LIVELY!  
FOREVER MORE FUN!!!



**CARBON**



EXCLUSIVE COMPONENTS  
**JUST MOUSTACHE**

The telescopic seatpost is a must-have accessory! We therefore decided to generalize it on all our Trail and Race as well as on OFF 4, 6 and 8. Already very smooth, and perfectly guided, we optimized its operation with a new more effective hydraulic cartridge. It is anodized hard coat for an exemplary longevity. The new ergonomic lever fits perfectly under the thumb and also reduces friction for immediate response. The saddle is a very personal and so important point of contact, especially in electric.

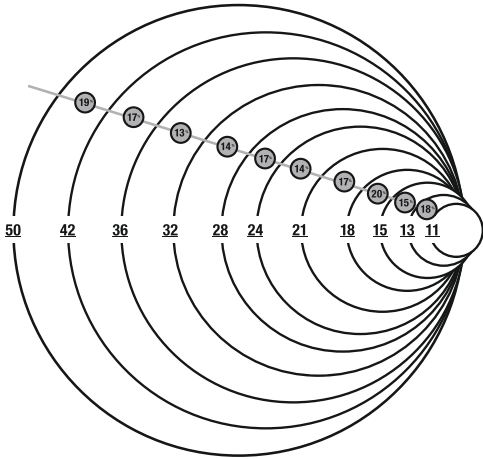
With eMTB in particular, your increased tenfold will allow you to climb steeper climbs. This is why the Moustache saddle is slightly curved in order to offer better support to the pelvis. It is also for this reason that we have used an anti-slip coating, to stay more easily on the front, even in the impossible climbs! This new coating is also more flexible and elastic, providing optimum comfort. Adjustments are often very personal, but, for more efficiency, we recommend a setting with a saddle nose positioned 2 to 4 mm lower than the rear.



Guiding the chain in the best way and avoiding «chain suck», is the mission of our proprietary system. It consists of a flange and two fingers, one nylon and the other stainless steel in order to increase the stiffness and the accuracy of the guide while minimizing wear.



The more you ride a eMTB, the more you improve your skills, the faster you go, the harder you ride! The standard cranks are no longer stiff enough... So we decided to create our own models! They are forged and strengthened in order not to bend from the power of the most enthusiast riders or from your most awesome jumps!



**PROGRESSIVE GEAR RATIOS**  
 11 Gear variations between cogs  
 50 Cog sizes

As we sought ways to make more capable E-bikes, 4 years ago we were the first to create a special 14 tooth sprocket for the Bosch motor... It has since become the standard. We followed that by being the first to make use of wide range 11/42 cassettes. Others have followed in our wake. We've gone as far as to make an 11/46 or 11/50 cassette standard on our high end models. The 11 speeds and the specific spacing of the cassette give more progressive gear ratios and less than a 20% gap between each gear, with a maximum range. Thus the motor is always performing optimally. The autonomy is increased to the maximum possible, especially important in alpine use and on steep slopes.



**"JUST CARBON"** is also a new 760mm handlebar in Toray T700 fibers, that's both lightweight and tough and weights only 205g!



## EXCLUSIVE COMPONENTS JUST MOUSTACHE

### ALUMINIUM ASYMMETRICAL RIMS 27.5+ JUST MOUSTACHE

Developed specifically for 27.5x2.8 tires, the JUST Moustache rim uses an aluminium 6061-E. It is welded and heat treated and subsequently microbead blasted to further increase its stability and strength. The sidewalls are specially reinforced to withstand possible impacts. The asymmetrical profile ensures a homogeneous tension between the two layers of spokes, which guarantees a greater stability and a greater dynamism.

After many tests, we opted for an internal width of 35mm for a perfect match with 2.8 tires. This is the best balance to maintain a “balloon” tire that does not penalize the steering or when leaning the bike while cornering.

Thus the riding remains perfectly natural and dynamic! Just perfect!!! The annular bearings in the hubs reduce friction as low as possible for improved dynamism and performance.

Why should we waste a single watt of battery with a poor set of wheels? ;-){D



### CARBON ASYMMETRICAL RIMS 27.5+ JUST MOUSTACHE

Also developed specifically for 27.5x2.8 tires, the JUST Moustache rim uses a high strength Toray T700 Carbon. Like the aluminium rim, we have achieved the best performance with an internal width of 35mm for a perfect match with 2.8 tires.

This is the best balance to maintain a “balloon” tire that does not penalize the steering or when leaning the bike while cornering.

Even more important on a carbon rim, the sidewalls have a higher thickness to withstand the most severe impacts! As for our aluminium rim, the profile is asymmetrical to obtain a homogeneous tension between the two layers of spokes which guarantees a greater stability and a greater dynamism. Here, thanks to the use of carbon, we have even been able to increase

the asymmetrical value without compromising the proper balance of the rim.

Thus, we can use only 28 straight spokes for direct transmission of effort. Double butted to lower weight and inertia. Thanks also to the aluminum nipples that save a few grams.

The hubs are no exception! They are CNC machined with ultra-precise tolerances to allow the annular bearings to express themselves freely.

The free wheel is specific. It has 4 double ratchet pawls for a better engagement and an effort distribution.

Essential! When we know the power and the potential of our eMTB! With a pair of wheels at 1690g, ultra-dynamic, extreme performance are waiting for you!!!

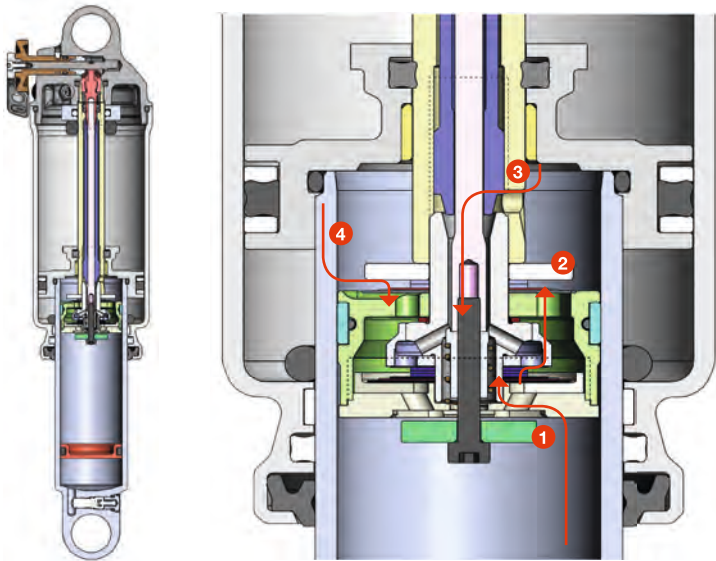


EXCLUSIVE COMPONENTS

# JUST MOUSTACHE

31 years riding mountain bikes, 18 years on full suspension and 8 years riding eMTB... it is all these km traveled, all these sensations we find in our Grip Control rear shock!

Unlike a traditional MTB, an eMTB offers more possibilities. You will of course go faster uphill, you will ride much steeper tracks! But you will also go faster on flat ground... and downhill. With our numerous tests, we discovered the limits of rear shocks available in the market and decided to develop our own solution with specific characteristics to meet our eMTB standards of performance. Our goal was to ensure an optimal functioning of the bicycle on singletracks, to maintain the balance even on the steepest climbs and to guarantee the rear wheel grip during climbs or downhill.



THIS IS WHY OUR SHOCK ABSORBER HAS 4 DIFFERENT CIRCUITS:

1 / LOW SPEED COMPRESSION CIRCUIT

The control of the oil flow through this circuit makes it possible to absorb shocks of low and average intensity and to keep the balance of the bike even on the steepest climbs.

2 / HIGH-SPEED COMPRESSION CIRCUIT

In the event of a high-impact, the increase in hydraulic load generates the proportional opening of the valves providing a high level of comfort and efficiency

3 / LOW SPEED REBOUND CIRCUIT

This is the basic circuit of a rear shock. It slows down the rebound and keeps the wheel glued to the ground. Adjustable via a knob, it allows the speed of return to be adapted to the user's weight. The range is deliberately limited on our shock as we are using a complementary rebound circuit, called "high speed".

4 / HIGH-SPEED REBOUND CIRCUIT

It is this high-speed rebound circuit that plays a key role in the overall functioning of our rear shock by allowing a dynamic control of the rebound.

Indeed, depending on impacts intensity, instead of only passing through the rebound needle, oil pressure will more or less open the shims of the high-speed circuit and dynamically regulate the rebound, thus offering a more constant tire pressure on the ground providing an insane grip to the rear wheel, both uphill and downhill. Bike oscillations are much better managed giving a greater balance of the bike and a superior grip on the front wheel! The generated oil flow aids cooling and maintains a reasonable operating temperature and optimal functioning.



1 / At Moustache, riding sensations, are at the heart of our concerns. To further advance them, we have optimized the neutrality of our suspension platform to not lose a single watt of power. The new compression curve offers a more sensitive suspension at the beginning of the travel and is more progressive for maximum efficiency. The dynamic rebound control system we introduced in 2016 has once again been enhanced and optimized for our new compression curve. It thus offers a lot of grip and allows to keep a good balance even in steep climbs.

2 / Super stiff! The rocker link is mixing aluminium and carbon. It is forged then CNC and finally, 2 carbon reinforcements are glued to boost the rigidity without increasing the weight. Lowered at the maximum, the linkage-rear shock thus contributes to the lowering of the center of gravity.

3 / A Moustache mudguard helps prevents the rear shock from projections.

4 / A SAG indicator is positioned on the left side so you can easily adjust and find the optimum setting! When the rider is on the saddle just position the red o-ring aligned with the indicator.



GRIP CONTROL ULTIMATE REAR SHOCK

Our shock is also now available in an even more efficient Grip Control Ultimate version. The body and the shaft undergo a specific hard anodized treatment in order to further reduce friction. Not only is friction reduced to improve sensitivity and responsiveness, but the lifespan is increased.





Climb, descend, turn, jump, attack or just ride appreciating nature!!!  
What a feeling! What fun! And how better to enjoy the ride today,  
tomorrow, the day after...

# SAMEDI 26,27 OFF

- SAMEDI 26 OFF
- SAMEDI 27 OFF 2
- SAMEDI 27 OFF 2 OPEN
- SAMEDI 27 OFF 4
- SAMEDI 27 OFF 6
- SAMEDI 27 OFF 8
- SAMEDI 26 WILD



# SAMEDI OFF IS ADDICTIVE

Whether it's made for children (Samedi 26 OFF), for beginners (Samedi 27 OFF 2), for pushing onto the next level (Samedi 27 OFF 4, 6, 8) or for adventuring onto unknown territory (Samedi 26 Wild) ... Samedi is like a pot of jam into which we slide our fingers, impossible to stop! If you're not ready to widen your horizons and ride more, don't ever get on a Samedi.



## SAMEDI 27 IS PLAYFUL

Thanks to the frames designed with a fun geometry and the integration of Hidden Power technology for an especially low center of gravity, Plus tires with their large volume of air,

long travel Suntour or Fox forks, dropper seatposts, wide handlebars and short stems that we find on the OFF 4, 6, 8. Nothing better for ripping it up with friends.

The tool that makes the ride, whether you're going full out or just pootling along. Smiling Machines! More than ever!



## SAMEDI 26 WILD IS A BRUTE...

...Which is not lacking in air... with its enormous 26x4.8 tires it has an incredible capacity on all surfaces, sand or snow. It's afraid of no one. It's up to you to take it exploring unknown territory!!!





# SAMEDI 26 OFF

Super fun, easy to use for riding  
as a family from 8/10 years old!



**BOSCH ACTIVE +  
300 Wh**  
PURION  
**SHIMANO 9S DRIVETRAIN**  
Suntour XCM 80mm fork / Shimano MT200 brakes /  
Maxxis Ardent 26x2.25" tires







# SAMEDI 27 OFF 2 / SAMEDI 27 OFF 2 OPEN

Designed as a MTB to be used by anyone, it can become a worksteed by adding on our mudguards and luggage carriers!



**BOSCH PERFORMANCE**  
**400 Wh / 500 Wh**  
 PURION

**SHIMANO 9S DRIVETRAIN**

Suntour XCM ATB 100mm fork / Just Moustache Rims / Shimano MT200 brakes / Compatible with mudguards and paniers





# SAMEDI 27 OFF 4

The ultra-low center of gravity combined with a powerful Bosch Performance CX motor and Plus tires guarantee a lot of fun with every off-road ride!



**BOSCH PERFORMANCE CX  
500 Wh**  
PURION  
**SHIMANO SLX 11S 11/46 DRIVETRAIN**  
Suntour XCR 34 130 mm fork / Shimano MT400 180/180 brakes /  
New dropper seatpost / Maxxis Rekon 27.5x2.8 tires



# SAMEDI 27 OFF 6

An 11/46 11S XT drivetrain, powerful brakes and a Suntour Raidon fork push the limits of performance.



**BOSCH PERFORMANCE CX  
500 Wh**  
PURION  
**SHIMANO XT 11S 11/46 DRIVETRAIN**  
Suntour Raidon 130 mm fork / Magura MT4 180/180 brakes /  
Dropper seatpost / Maxxis Rekon 27.5x2.8 tires



# SAMEDI 27 OFF 8

Fox 34 fork, powerful brakes, 11/46 11S XTR drivetrain, the very best equipment for improved performance and more fun!



**BOSCH PERFORMANCE CX  
500 Wh**  
PURION  
**SHIMANO XTR 11S 11/46 DRIVETRAIN**  
Fox 34 Performance 140 mm fork / Magura MT4 200/180 brakes /  
Dropper seatpost / Maxxis Rekon 27.5x2.8 tires







# SAMEDI 26 WILD

Wild and fun! New frame, integrated battery, and crazy 26x4.8 tires. Explore new ground!

- BOSCH PERFORMANCE CX**
- 500 Wh**
- PURION
- SHIMANO XT 11S 11/50 DRIVETRAIN**
- Rockshox Bluto 100 mm fork /
- Shimano MT500 203/180 brakes /
- New dropper seatpost / Maxxis Minion 26x4.8 tires







A climb is only a descent gone awry ;-){D  
On the Samedi 27 Trail, climbs and descents  
are all going in the right direction!!!

# SAMEDI 27 TRAIL

- SAMEDI 27 TRAIL 2
- SAMEDI 27 TRAIL 2W
- SAMEDI 27 TRAIL 4
- SAMEDI 27 TRAIL 4W
- SAMEDI 27 TRAIL 6
- SAMEDI 27 TRAIL 8
- SAMEDI 27 TRAIL 7 CARBON
- SAMEDI 27 TRAIL 9 CARBON
- SAMEDI 27 TRAIL 11 CARBON



IN 2018 AT

## MOUSTACHE

How great it was to read Velo Vert (French MTB Magazine) N° 310 and the write up of the election of electric MTB of the year 2018. These phrases come from you, riders and readers, and justify the efforts of the full team!

\*Texts from edition 310 of Vélo Vert Magazine.

### SAMEDI 27 TRAIL 8, ELECTED ELECTRIC MTB OF THE YEAR 2018

"For this second edition of the electric election, the Samedi 27 Trail 8 gains the accolade for Moustache on the fantastic trails at Villegly (Aude). (...) It wins with flying colors thanks to this version 8 in aluminium."

***"Moustache, which developed its own shock specifically for electric bikes to improve suspension performance, hit the nail on the head: the jury found that the Samedi outperformed the others in motor function and efficiency."***

***"Practically everyone, pointed out its high performance and the way the motor is enhanced by the technical choices made to offer an unequalled performance."***

***"Samedi gains the best grade for every criteria relative to the motorisation."***



***"The suspension makes the Samedi ultra well performing in every circumstance. It boosts pedalling, grip, motricity and, to this bike alone, brings an incredible level of performance, making it extremely versatile."***

***"Martin finds it fun and efficient, Lionel find it handles very well, very lively. (...) A huge majority of the testers felt at ease on it, quickly feeling confident and assured riding it. Practically everyone, fed back that they enjoyed riding because of the playful feel of the bike, but above all found its great handling and manoeuvrability, helped in all conditions."***

"In the end, it was found to be so efficient and well-performing because of its geometry and its suspension, that nothing could get in the way of its ride to victory. The Samedi, it's just bliss, and it's the jury that said it! Being the lowest priced of all the finalists, the achievement is even better. Well done."



**“ A bike acclaimed by the jury for its considerable efficiency and its exceptional versatility\* ”**

Since its start, Moustache thinks, works, sleeps, rides, lives electric bikes! Moustache is thousands of hours of testing, thousands of kilometers riding EMTBs! Moustache has always believed in electric MTBs, their potential for opening riding to more people, the unparalleled source of fun they represent! Our first range already included two electric MTBs at a time when hardly anyone believed it would take off. The Samedi 27 Trail 8 was elected electric MTB of the year 2018 by the jury of French magazine Vélo Vert. This victory is the reward for 7 years of hard work. This goes straight to our heart. But this victory is above all collective and it's also yours. Stockists, users, fans from the very beginning,

**we say to you a huge thank you!**



# SAMEDI 27 TRAIL IS THE ELECTRIC MTB OF THE YEAR 2018!

Even more than the victory, we were overjoyed at reading the testers' comments about how they felt riding this bike and how they sensed everything we put into it, all the little details we attended to, so that our bikes bring you pleasure!

# SAMEDI 27 TRAIL IS FRENCH CHAMPION!

With Julien Absalon in the saddle! It even won the double with his team mate Neïlo Perrin-Ganier. New victory, new celebration! Now it's your turn to play!



## SAMEDI 27 TRAIL IS EVEN STRONGER!

How could we do any better? Especially after such a win... Well, by increasing the number of models equipped with carbon wheels! Trail 8, 9 and 11 come with carbon wheels as standard for a more lively ride! And that's not all, forks, parts and even more effective brakes complete the arsenal! Already incredibly

high performing, it's improved again!



## SAMEDI 27 TRAIL IS EASY TO USE

Whether it's for an undisputed champion or for one of us, it has "only" 140mm of travel making it accessible and yet formidable in every situation! Whether it's seeking a result in a race or simply enjoying the Sunday ride. Two characteristics reinforced by the "Plus" tires and the lowered and moved back center of gravity, further increase the liveliness and the overall balance of the bike. Once again thanks to the integration of our Hidden Power technology!

What's more, we have further increased the ease of use with our new models Trail 2, 2W and 4W with a brand new frame. On sizes S and M, the top tube has been lowered so it's easier to get on and off the bike. And we have limited the travel to 110mm at the rear and 120mm at the front whilst opting for an ever more accessible geometry. Our satisfaction is to see more and more users enjoying riding our bikes, whether you're a beginner or an experienced rider.





# SAMEDI 27 TRAIL 2 / SAMEDI 27 TRAIL 2 W

New MTB model with 120/110 of travel, lowered top tube for ease of use, fun, comfortable and easy to handle. The dream!



- BOSCH PERFORMANCE CX 500 Wh**
- PURION**
- SHIMANO 10S 11/40 DRIVETRAIN**
- NEW 120/110 mm travel frame /**
- Shimano MT 400 180/180 brakes /**
- New dropper seatpost**
- On TRAIL 2 W : 700mm handlebar / 50mm stem /**
- Royal Shadow + saddle**





# SAMEDI 27 TRAIL 4

140mm of travel and all the same great performance of our Samedi 27 Trail at this level! New Rockshox Recon fork and race geometry for seasoned riders!



**BOSCH PERFORMANCE CX 500 Wh**  
PURION  
**SHIMANO SLX 11S 11/46 DRIVETRAIN**  
140mm travel frame / NEW Rockshox Recon fork /  
New Shimano MT500 203/180 brakes / New dropper seatpost



# SAMEDI 27 TRAIL 4 W

New frame, 120/110mm travel, lowered top tube for ease of use, fun, easy to handle, and even more comfort. Women will love this!



**BOSCH PERFORMANCE CX 500 Wh**  
PURION  
**SHIMANO SLX 11S 11/46 DRIVETRAIN**  
120/110mm travel frame / New Rockshox Recon fork/  
New Shimano MT500 203/180 brakes / New dropper seatpost /  
700mm handlebar / 50mm stem / Royal Shadow + saddle



# SAMEDI 27 TRAIL 6

Now equipped with a Fox 34 fork, Trail 6 isn't far off 2018's Trail 8, awarded eMTB of the year in France!



**BOSCH PERFORMANCE CX 500 Wh**  
PURION  
**SHIMANO XT 11S 11/46 DRIVETRAIN**  
140mm travel frame / Fox 34 Performance fork /  
Moustache Grip Control Evo shock /  
Shimano MT500 203/180 brakes / New dropper seatpost





# SAMEDI 27 TRAIL 8

Grip Control Ultimate shock, carbon wheels and handlebar to improve the already award-winning Trail 8! A lively fun ride guaranteed!

**BOSCH PERFORMANCE CX  
500 Wh  
PURION**  
**SHIMANO XT 11S 11/50 DRIVETRAIN**  
140mm travel frame / Fox 34 Performance fork /  
Moustache Grip Control Ultimate shock /  
~*JUST CARBON*\_ Moustache rims / Alu CNC hub  
with circular bearings, 4 double pawls /  
Triple butted spokes / ~*JUST CARBON*\_Moustache  
handlebar / Formula Cura 203/180 brakes /  
New dropper seatpost





# SAMEDI 27 TRAIL 7 *~JUST CARBON~*

The Trail that lets you experience the outstanding performance of carbon!



**BOSCH PERFORMANCE CX 500 Wh**  
PURION  
**SHIMANO XT 11S 11/46 DRIVETRAIN**  
140mm travel frame / Suntour AION RC fork / Moustache Grip Control Evo shock / Magura MT4 200/180 brakes / New dropper seatpost



# SAMEDI 27 TRAIL 9 *~JUST CARBON~*

Even lighter, livelier and aggressive, thanks to the frame, wheels and *~JUST CARBON~* handlebar!

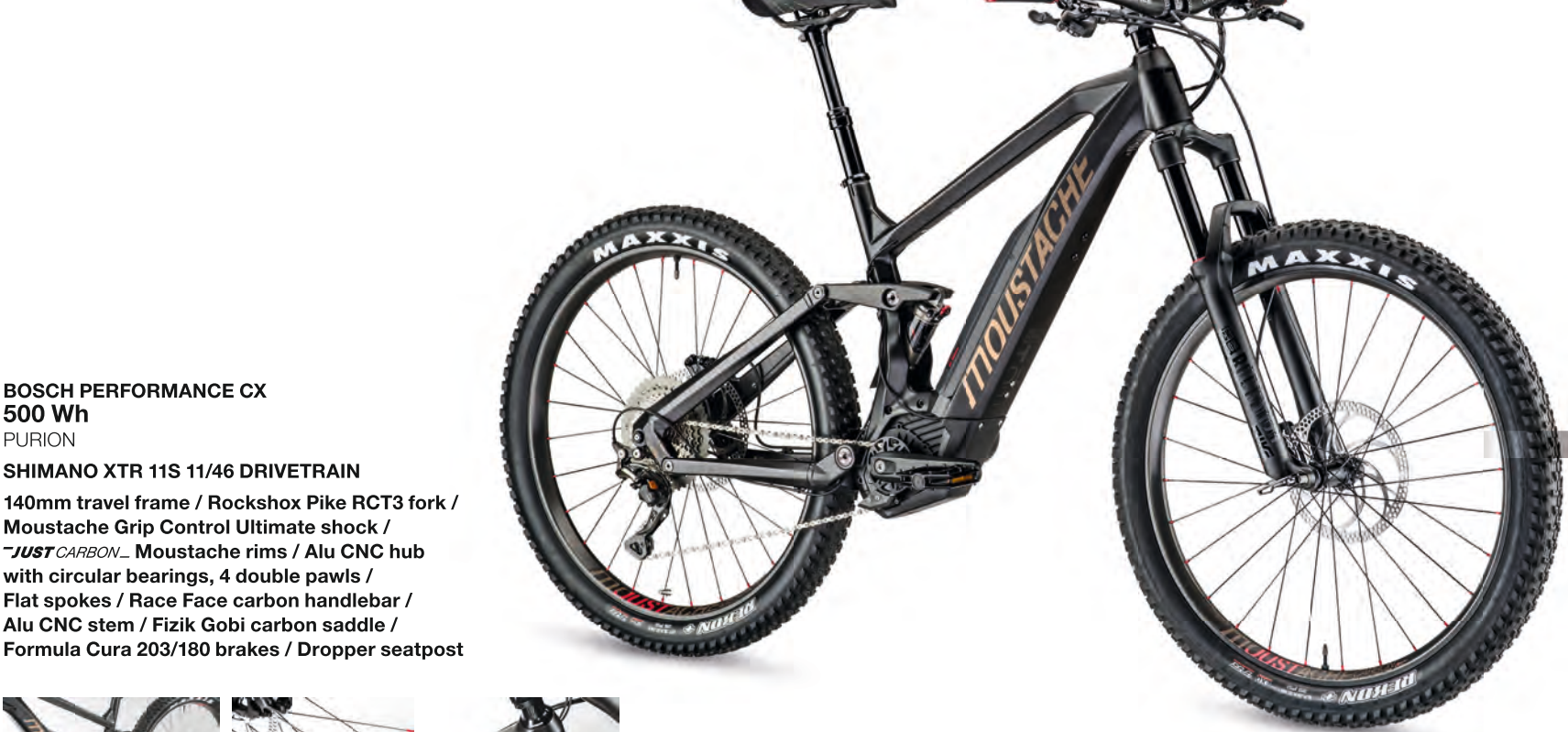


**BOSCH PERFORMANCE CX 500 Wh**  
PURION  
**SHIMANO XT 11S 11/50 DRIVETRAIN**  
140mm travel frame / Fox 34 Performance fork / Moustache Grip Control Ultimate shock / *~JUST CARBON~* Moustache rims / Alu CNC hub with circular bearings, 4 double pawls / Triple butted spokes / *~JUST CARBON~* Moustache handlebar / Formula Cura 203/180 brakes / New dropper seatpost



# SAMEDI 27 TRAIL 11 *~JUST CARBON~*

A fighter plane, equipped with the very best parts! Extravagant, but out of this world!



**BOSCH PERFORMANCE CX 500 Wh**  
PURION  
**SHIMANO XTR 11S 11/46 DRIVETRAIN**  
140mm travel frame / Rockshox Pike RCT3 fork / Moustache Grip Control Ultimate shock / *~JUST CARBON~* Moustache rims / Alu CNC hub with circular bearings, 4 double pawls / Flat spokes / Race Face carbon handlebar / Alu CNC stem / Fizik Gobi carbon saddle / Formula Cura 203/180 brakes / Dropper seatpost







To race against the clock in an enduro, or simply go full out on any beat up or technical trail, whether it's going up or down!

# SAMEDI 27 RACE

- SAMEDI 27 RACE 4
- SAMEDI 27 RACE 6
- SAMEDI 27 RACE 8
- SAMEDI 27 RACE 7 CARBON
- SAMEDI 27 RACE 9 CARBON
- SAMEDI 27 RACE 11 CARBON



# SAMEDI 27 RACE

20mm of travel more than the Trail and a more committed geometry, that changes the game! Its driving force is attack, efficiency, performance... but without sacrificing fun. And it's even capable of riding cool ;-) oh yes!



## SAMEDI 27 RACE IS A DEMON!

With 160mm of travel front and rear, its big brakes and slack geometry, it incites a more extreme ride. It's more "Race" to take on the toughest of trails

and race against the clock in an enduro, or simply go full out on any beat up or technical trail, whether it's going up or down! Equipped with the powerful

Bosch CX motor, it's almost capable of letting you stretch out your arms on the climbs ;-)



## SAMEDI 27 RACE PLAYS TO WIN

It's the experience of our team, the feedback from our riders of what they find riding this bike. It's for them and thanks to them that we were able to optimise the geometry and the settings on our Grip Control shock, already a yardstick for efficiency! Now on all models, in Evo or Ultimate versions!

It's once again our riders that decided to use a more aggressive front tire and, on selected models, use an 11 speed 11/50 transmission for perfectly spaced ratios between gears and an especially large range of use.

And for even more liveliness and to increase your chances of winning, what's better than our wheels with carbon rims, now on the Race 8, 9 and 11!!!

A specific hub with 4 double pawls, for a faster more effective attack, 28 « triple butted » spokes and above all specific carbon rims with a 35mm interior and reinforced sides to stand up to the harshest impacts!

Samedi 27 Race, born from competition, but available to buy!





# SAMEDI 27 RACE 4

This entry level model has all the Race family DNA of its big brothers. A Yari fork and Grip Control Evo shock for 160mm of pure efficiency!



**BOSCH PERFORMANCE CX  
500 Wh**  
PURION  
**SHIMANO SLX 11S 11/46 DRIVETRAIN**  
160mm travel frame / Rockshox Yari RC fork /  
Moustache Grip Control Evo shock /  
Magura MT4 brakes 200/180 / New dropper seatpost



# SAMEDI 27 RACE 6

The Fox 36 fork and the unbeatable Formula Cura brakes raise the bar!



**BOSCH PERFORMANCE CX  
500 Wh**  
PURION  
**SHIMANO XT 11S 11/46 DRIVETRAIN**  
160mm travel frame / Fox 36 Performance fork /  
Moustache Grip Control Evo shock /  
Formula Cura 203/180 brakes / New dropper seatpost






# SAMEDI 27 RACE 8

Grip Control Ultimate Shock, carbon wheels and handlebar to boost an already outperforming Race 8! A lively fun ride guaranteed!

**BOSCH PERFORMANCE CX 500 Wh**  
PURION  
**SHIMANO XT 11S 11/50 DRIVETRAIN**  
160mm travel frame / Fox 36 Performance fork / Moustache Grip Control Ultimate shock / *~JUST CARBON~* Moustache rims / Alu CNC hub with circular bearings, 4 double pawls / Triple butted spokes / *~JUST CARBON~* Moustache handlebar / Formula Cura 203/180 brakes / New dropper seatpost



# SAMEDI 27 RACE 7 *~JUST CARBON~*

The Race that lets you experience the outstanding performance of carbon!



**BOSCH PERFORMANCE CX 500 Wh**  
PURION  
**SHIMANO XT 11S 11/46 DRIVETRAIN**  
160mm travel frame / Suntour AION RC fork / Moustache Grip Control Evo shock / Magura MT4 200/180 brakes / Dropper seatpost / Schwalbe Magic Mary 27.5x2.8 tires





## SAMEDI 27 RACE 9 *~JUST CARBON~*

Even lighter, livelier and aggressive, thanks to the *~JUST CARBON~* frame, wheels and handlebar! Race 9 will fly down the trails!



**BOSCH PERFORMANCE CX 500 Wh**  
PURION  
**SHIMANO XT 11S 11/50 DRIVETRAIN**  
160mm travel frame / Fox 36 Performance fork / Moustache Grip Control Ultimate shock / *~JUST CARBON~* Moustache rims / Alu CNC hub with circular bearings, 4 double pawls / Triple butted spokes / *~JUST CARBON~* Moustache handlebar / Formula Cura 203/180 brakes / New dropper seatpost



Drive unit, autonomy, display: pages 14 to 17. / Sizing and geometry: pages 144 to 161. /

## SAMEDI 27 RACE 11 *~JUST CARBON~*

The very best parts, carbon at every level, and incredible performance, make this the reference model, already recognised as such!



**BOSCH PERFORMANCE CX 500 Wh**  
PURION  
**SRAM EX1 11S 11/50 DRIVETRAIN**  
160mm travel frame / Fox 36 Factory fork / Moustache Grip Control Ultimate shock / *~JUST CARBON~* Moustache rims / Alu CNC hub with circular bearings, 4 double pawls / Triple butted spokes / Race Face carbon handlebar / Alu CNC stem / Fizik Gobi carbon saddle / Formula Cura 203/203 brakes / Dropper seatpost



Find the full technical specifications on [moustachebikes.com](http://moustachebikes.com) / MOUSTACHE - SEASON 8 / 125





To take on the slopes, and climb back up!

# SAMEDI 27 SX

- SAMEDI 27 SX 9 CARBON



# SAMEDI 27 SX

SX is the unruly child of the family, the one that nothing can stop. Like you? ;-)



## SAMEDI 27 SX PUSHES BOUNDARIES!

If your thing is big enduro, steep and committed riding, if you go all out when riding, and climbing back up to your favourite spot has never been your cup of tea... you are going to love the

Samedi 27 SX !



## SAMEDI 27 SX HAS A SWAGGER

With its big Fox 36 170mm travel fork and its Fox DPX2 shock, it's incredibly effective in extreme conditions! Not only does it descend like a cannonball, but the Bosch Performance CX motor and its carbon frame give it an unbelievable agility and liveliness, even on climbs! You may even surprise yourself by enjoying the ups as much as the downs ;-)  
A 780mm handlebar, 45mm stem, Maxxis Minion DHF and DHR 27.5x2.8 tires, reinforced alu Moustache rims, dropper seatpost, everything you need to send it!





# SAMEDI 27 SX 9 *—JUST CARBON—*

Improved travel and equipment for the most aggressive riders!

- BOSCH PERFORMANCE CX 500 Wh**
- PURION**
- SHIMANO XT 11S 11/50 DRIVETRAIN**
- 170/160 mm travel / Fox 36 Performance fork /**
- Fox DPX2 shock / Alu 780mm handlebar/**
- Formula Cura 4 203/203 brakes /**
- New dropper seatpost / Maxxis Minion DHF et DHR 27.5x2.8 tires**







2X more fun! 2X more sharing! 4X more magic!!!

# SAMEDI 27 X2

- SAMEDI 27 X2 VTT
- SAMEDI 27 X2 TRK



# SAMEDI 27X2 LIKES SHARING

Sharing your passion, emotions, sharing a moment, a new discovery, a trip, a nice area, simply sharing a moment of fun... Samedi 27X2 is a unique way to double the fun! And as it always sees double... it exists in 2 versions, MTB or touring. 2X more choice! (or 2X more occasions to ride!)



## SAMEDI 27X2 HAS NO LIMITS!

Whether you ride as a couple, a family, with friends, there's no limit to happiness on the saddle

of the Samedi 27X2. With its two batteries with a total capacity of 1000Wh you'll have an incredible

battery life. 2X further!



## SAMEDI 27X2 POWER 2

To move Samedi 27X2, we chose the reference for E-bike motors, the central position Bosch Performance CX, mounted at the rear in order to synchronise front and rear cranks and give a true tandem experience (a huge challenge for our engineers). For stopping power, we opted for Magura MT5 4 piston brakes and 200mm discs. For grip and comfort we rely on Maxxis 27.5x2.8 tires (Samedi 27x2 VTT), Schwalbe SuperMoto-X 27.5x 2.35 tires (Samedi 27x2 TRK), a Suntour AION 140mm fork and an NCX seatpost! 2X cooler!



# SAMEDI 27 X2 VTT

The best steed for MTB rides as a pair, to share the fun.



**BOSCH PERFORMANCE CX  
2 X 500 Wh**  
INTUVIA  
**SHIMANO XT 11S 11/42 DRIVETRAIN**  
Suntour AION 140mm fork / Magura MT5 4 piston 200/200mm brakes /  
Suntour NCX seatpost



# SAMEDI 27 X2 TRK

With reinforced wide tires, mudguards, luggage carriers and powerful lights because we never want the best rides to end!



**BOSCH PERFORMANCE CX  
2 X 500 Wh**  
INTUVIA  
**SHIMANO XT 11S 11/42 DRIVETRAIN**  
Suntour AION 140mm fork / Magura MT5 4 piston 200/200mm brakes /  
Suntour NCX suspension seatpost / Moustache mud guard and luggage rack /  
Supernova lights







## KIDS

The Mercredi 12 is a bit of a special project: it was born by accident... but with the Moustache! We designed it for our own satisfaction, but also for our children.

# MERCREDI 12

- MERCREDI 12

Available in 7 colors







Pastel green

Mercredi 12 is the only Moustache bike without electric pedal assistance, but it might be the most important one in our collection: it's a bike to begin riding that will give young riders the desire to continue. It's a bike without compromises, that uses the same technologies as high-end adult models.

The Mercredi 12 is designed to teach kids how to maintain balance on a bike. It's reassuring for children, because they can control their balance and speed with their feet. This will allow them to progress rapidly, and within a few short months you'll see your child pushing off and lifting up his or her

feet more and more often and for longer periods of time. And when he or she is finally old enough for a bike with pedals, you won't need training wheels! The balance bike... It's magic!



New trendy colors, just like mum and dad!

**Frame:** aeronautical hydroformed variable thickness alloy, single tube. Ergonomic footrest. / **Fork:** rigid aeronautical alloy, single-sided fork / **Rims:** alloy / **Tires:** 12" mixed / **Saddle:** Velo special kids' / **Seatpost:** integrated 25.4mm diameter / **Gaurantee:** 5 years frame and fork, 2 years accessories / **Size:** saddle height adjustable from 34 to 41cm from the ground, suitable from approximately 20 months to 4/5 years / **Available in seven colours** / **Weight:** 3,5 kg



Pastel blue



Titanium



Asphalt



Orange red



Lagoon blue



Acid green



## ACCESSORIES

Here is the list of specific accessories to equip your Moustache bikes!

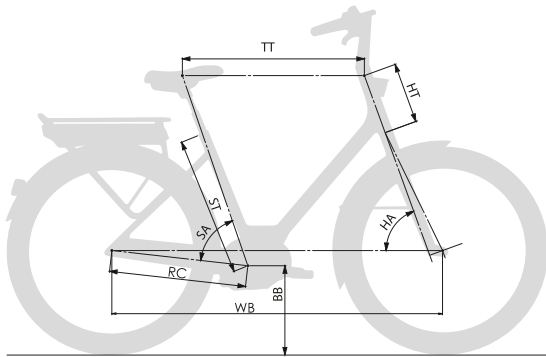
**1 /** Moustache waterproof bags (by Ortlieb) for use with carrier QL3.  
**2 /** Kickstand adaptor for Samedi FS.  
**3 /** Pletscher kickstand. **4 /** Kickstand bracket for MTB OFF1 et OFF3.  
**5 /** Front basket support for the Lundi 26. **6 /** Front basket support for the Samedi 28 or the Friday 26.



**7 /** JUST Moustache 27.5+ aluminium wheels. **8 /** JUST Moustache 27.5+ carbon wheels. **9 /** Moustache side bottle cage. **10 /** Bottle 60 cl. **11 /** Pair of rack extensions for tall bags. **12 /** AXA plug-in chain for frame lock. **13 /** Rear carrier with Ortlieb QL3 mounts. **14 /** Rear carrier + mudguards kit for Dimanche 28, Samedi 27 Off 2, Samedi 27 X2 VTT.

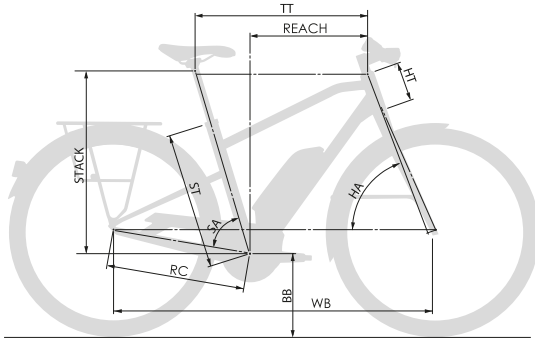


LUNDI 26



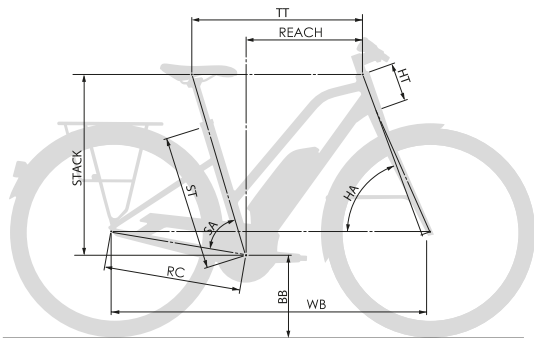
User (estimated fitting size)	1,57 - 1,90 m
Size (mm) - ST	460 (M)
Top tube (horizontal measure in mm) - TT	600
Chainstay (mm) - RC	451
Head Tube (mm) - HT	200
Wheel base (mm) - WB	1090
Bottom bracket (mm) - BB	285
Seat tube angle (°) - SA	71
Head angle (°) - HA	70
Seatpost mini with seatpost classical	59
Seatpost mini with seatpost suspended	62
Seatpost maxi	78

FRIDAY 28.1 / 28.3



User (estimated fitting size)	1,55 - 1,70 m	1,68 - 1,83 m	1,81 - 1,95 m	1,90 - 2,05 m
Size (mm) - ST	410 (S)	470 (M)	530 (L)	590 (XL)
Top tube (horizontal measure in mm) - TT	560	585	610	635
Chainstay (mm) - RC	470	470	470	470
Head Tube (mm) - HT	140	150	170	180
Wheel base (mm) - WB	1090	1110	1131	1156
Bottom bracket (mm) - BB	292	292	292	292
Seat tube angle (°) - SA	72,5	72,5	72,5	72,5
Head angle (°) - HA	69	69,5	70	70
Reach - (mm)	365	386	405	427
Stack - (mm)	611	623	644	653

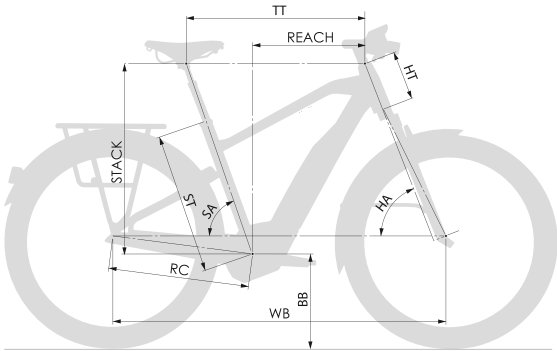
FRIDAY 28.1 OPEN / 28.3 OPEN



User (estimated fitting size)	1,49 - 1,61 m	1,59 - 1,76 m	1,74 - 1,90 m
Size (mm) - ST	390 (S)	450 (M)	510 (L)
Top tube (horizontal measure in mm) - TT	550	575	600
Chainstay (mm) - RC	470	470	470
Head Tube (mm) - HT	140	150	160
Wheel base (mm) - WB	1086	1103	1122
Bottom bracket (mm) - BB	292	292	292
Seat tube angle (°) - SA	72,7	72,4	72,4
Head angle (°) - HA	68,5	69	69,5
Reach - (mm)	359	377	398
Stack - (mm)	611	622	634

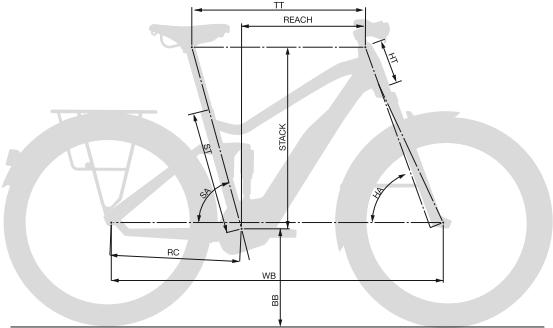


FRIDAY 27



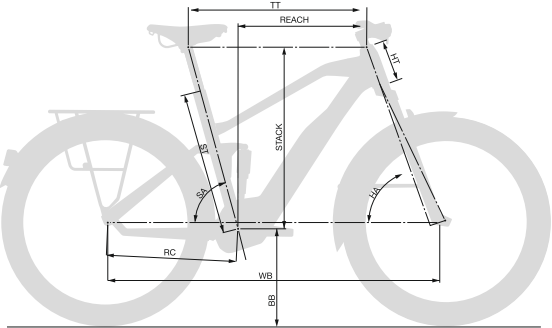
User (estimated fitting size)	1,55 - 1,70 m	1,68 - 1,83 m	1,81 - 1,95 m	1,90 - 2,05 m
Size (mm) - ST	410 (S)	470 (M)	530 (L)	590 (XL)
Top tube (horizontal measure in mm) - TT	560	585	610	635
Chainstay (mm) - RC	470	470	470	470
Head Tube (mm) - HT	140	140	160	180
Wheel base (mm) - WB	1098	1116	1137	1162
Bottom bracket (mm) - BB	303	303	303	303
Seat tube angle (°) - SA	71	71	71	71
Head angle (°) - HA	67,5	68	68,5	68,5
Reach - (mm)	350	374	393	412
Stack - (mm)	617	620	641	660

FRIDAY 27 FS / FS LIMITED



SIZES S AND M

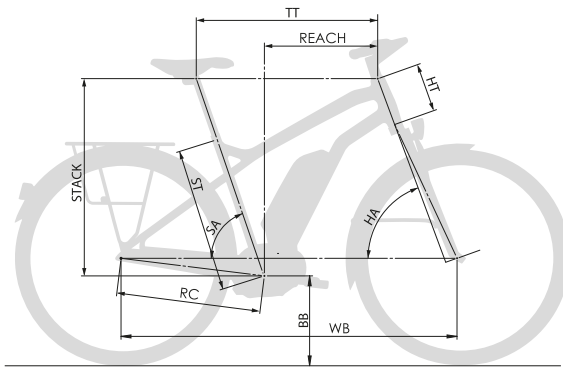
User (estimated fitting size)	1,55 - 1,70 m	1,67 - 1,82 m	1,77 - 1,92 m	1,87 - 2,02 m
Size (mm) - ST	390 (S)	440 (M)	490 (L)	540 (XL)
Top tube (horizontal measure in mm) - TT	560	585	610	635
Chainstay (mm) - RC	466	466	466	466
Head Tube (mm) - HT	130	140	150	160
Wheel base (mm) - WB	1130	1153	1180	1205
Bottom bracket (mm) - BB	328	328	328	328
Seat tube angle (°) - SA	74,5	74,5	74,5	74,5
Head angle (°) - HA	68,5	68,8	68,8	68,8
Reach - (mm)	392	414	437	459
Stack - (mm)	601	611	620	630



SIZES L AND XL

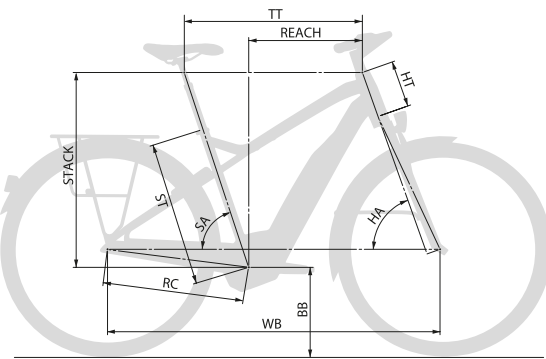


SAMEDI 28.1 ET 28.2



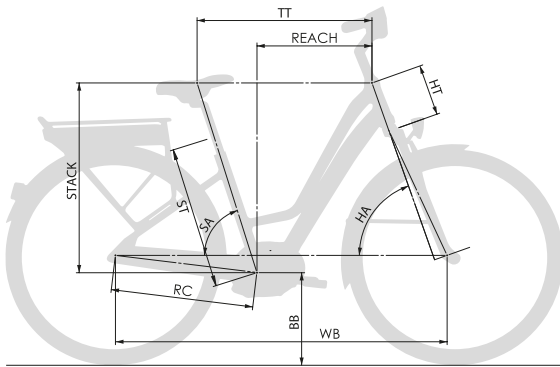
User (estimated fitting size)	1,55 - 1,70 m	1,68 - 1,83 m	1,81 - 1,95 m
Size (mm) - ST	410 (S)	470 (M)	530 (L)
Top tube (horizontal measure in mm) - TT	560	580	600
Chainstay (mm) - RC	452	452	452
Head Tube (mm) - HT	130	150	170
Wheel base (mm) - WB	1066	1081	1102
Bottom bracket (mm) - BB	298	298	298
Seat tube angle (°) - SA	71,5	71,5	71,5
Head angle (°) - HA	69	69,5	69,5
Reach (mm)	360	373	387
Stack (mm)	606	627	646

SAMEDI 28.3 ET 28.5



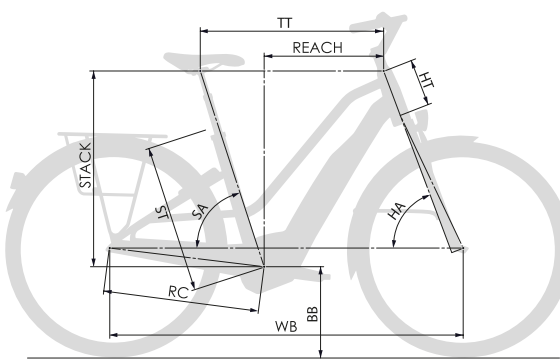
User (estimated fitting size)	1,55 - 1,70 m	1,68 - 1,83 m	1,81 - 1,95 m	1,90 - 2,05 m
Size (mm) - ST	410 (S)	470 (M)	530 (L)	580 (XL)
Top tube (horizontal measure in mm) - TT	560	585	610	635
Chainstay (mm) - RC	457	457	457	457
Head Tube (mm) - HT	130	150	170	190
Wheel base (mm) - WB	1074	1094	1120	1145
Bottom bracket (mm) - BB	304	304	304	304
Seat tube angle (°) - SA	71,5	71,5	71,5	71,6
Head angle (°) - HA	69	69,5	69,5	69,5
Reach - (mm)	361	379	398	417
Stack - (mm)	604	625	644	663

SAMEDI 28.1 OPEN / 28.2 OPEN



User (estimated fitting size)	1,55 - 1,70 m	1,68 - 1,83 m
Size (mm) - ST	410 (S)	480 (L)
Top tube (horizontal measure in mm) - TT	560	590
Chainstay (mm) - RC	481	481
Head Tube (mm) - HT	150	170
Wheel base (mm) - WB	1097	1122
Bottom bracket (mm) - BB	295	295
Seat tube angle (°) - SA	71,5	71,5
Head angle (°) - HA	69	69,5
Reach (mm)	355	378
Stack (mm)	625	646

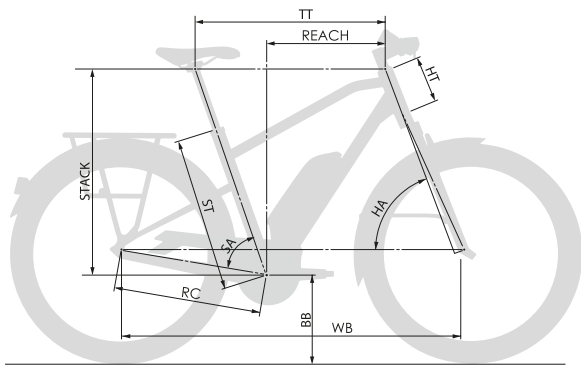
SAMEDI 28.3 OPEN / 28.5 OPEN



User (estimated fitting size)	1,49 - 1,61 m	1,59 - 1,76 m	1,74 - 1,90 m
Size (mm) - ST	390 (S)	450 (M)	510 (L)
Top tube (horizontal measure in mm) - TT	575	600	625
Chainstay (mm) - RC	490	490	490
Head Tube (mm) - HT	150	160	170
Wheel base (mm) - WB	1111	1128	1150
Bottom bracket (mm) - BB	298	298	298
Seat tube angle (°) - SA	71	70,5	70,5
Head angle (°) - HA	69	69	69,5
Reach (mm)	355	370	392
Stack (mm)	630	640	651

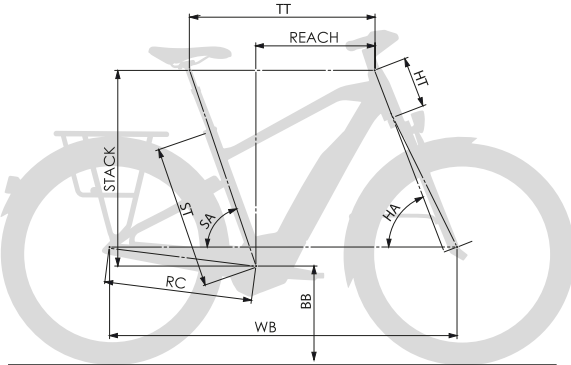


SAMEDI 27 XROAD 1



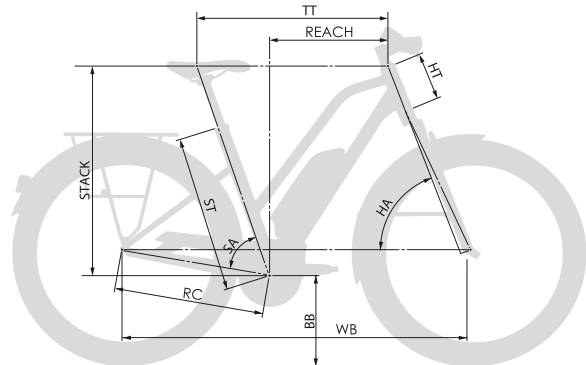
User (estimated fitting size)	1,55 - 1,70 m	1,68 - 1,83 m	1,81 - 1,95 m	1,90 - 2,05 m
Size (mm) - ST	410 (S)	470 (M)	530 (L)	590 (XL)
Top tube (horizontal measure in mm) - TT	560	585	610	635
Chainstay (mm) - RC	470	470	470	470
Head Tube (mm) - HT	140	150	170	180
Wheel base (mm) - WB	1099	1119	1139	1158
Bottom bracket (mm) - BB	298	298	298	298
Seat tube angle (°) - SA	71	71	71	71
Head angle (°) - HA	67,5	68	68,5	68,5
Reach - (mm)	351	372	390	412
Stack - (mm)	617	629	651	660

SAMEDI 27 XROAD 3 / 5 / 7



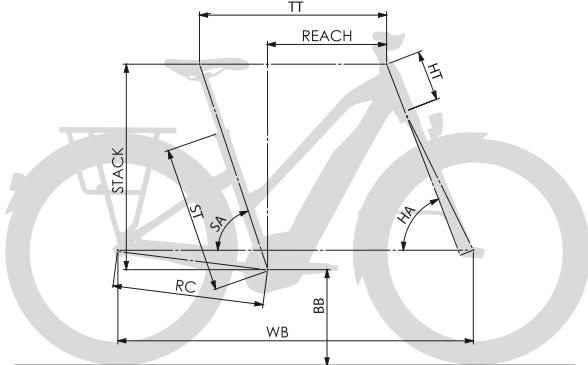
User (estimated fitting size)	1,55 - 1,70 m	1,68 - 1,83 m	1,80 - 1,95 m	1,90 - 2,05 m
Size (mm) - ST	410 (S)	470 (M)	530 (L)	590 (XL)
Top tube (horizontal measure in mm) - TT	560	585	610	635
Chainstay (mm) - RC	470	470	470	470
Head Tube (mm) - HT	140	140	160	180
Wheel base (mm) - WB	1098	1116	1137	1163
Bottom bracket (mm) - BB	298	298	298	298
Seat tube angle (°) - SA	71	71	71	71
Head angle (°) - HA	67,5	68	68,5	68,5
Reach - (mm)	350	374	393	412
Stack - (mm)	617	620	641	660

SAMEDI 27 OPEN XROAD 1



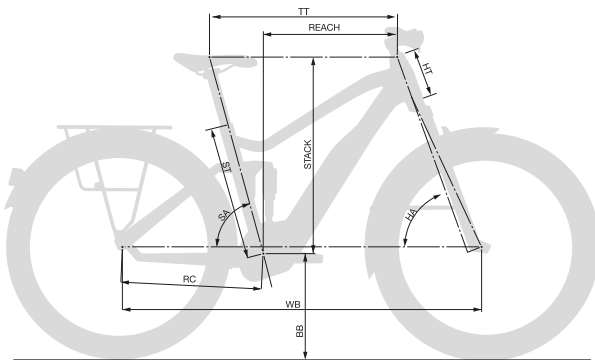
User (estimated fitting size)	1,49 - 1,61 m	1,59 - 1,76 m	1,74 - 1,90 m
Size (mm) - ST	390 (S)	450 (M)	510 (L)
Top tube (horizontal measure in mm) - TT	550	575	600
Chainstay (mm) - RC	470	470	470
Head Tube (mm) - HT	140	150	160
Wheel base (mm) - WB	1088	1106	1124
Bottom bracket (mm) - BB	297	297	297
Seat tube angle (°) - SA	71,5	71	71
Head angle (°) - HA	67,5	68	68,5
Reach (mm)	346	364	385
Stack (mm)	616	627	640

SAMEDI 27 OPEN XROAD 3 / 5 / 7





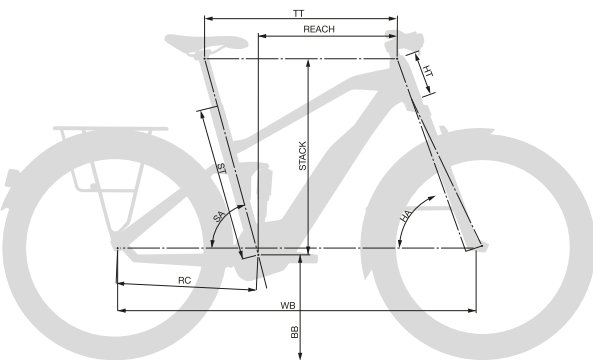
SAMEDI 27 XROAD FS 3 / FS 5 / FS 7



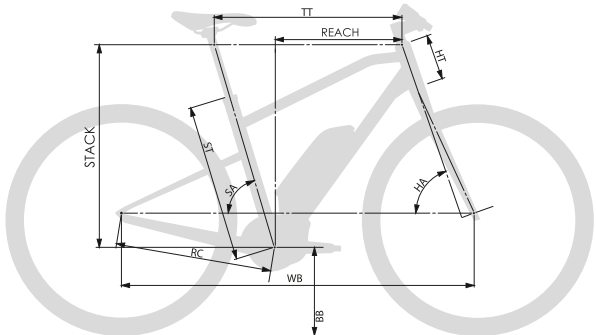
SIZES S AND M

User (estimated fitting size)	1,55 - 1,70 m	1,67 - 1,82 m	1,77 - 1,92 m	1,87 - 2,02 m
Size (mm) - ST	390 (S)	440 (M)	490 (L)	540 (XL)
Top tube (horizontal measure in mm) - TT	560	585	610	635
Chainstay (mm) - RC	466	466	466	466
Head Tube (mm) - HT	130	140	150	160
Wheel base (mm) - WB	1134	1157	1183	1209
Bottom bracket (mm) - BB	325	325	325	325
Seat tube angle (°) - SA	74,3	74,3	74,3	74,3
Head angle (°) - HA	68,3	68,6	68,6	68,6
Reach - (mm)	390	412	433	456
Stack - (mm)	602	613	622	632

SIZES L AND XL

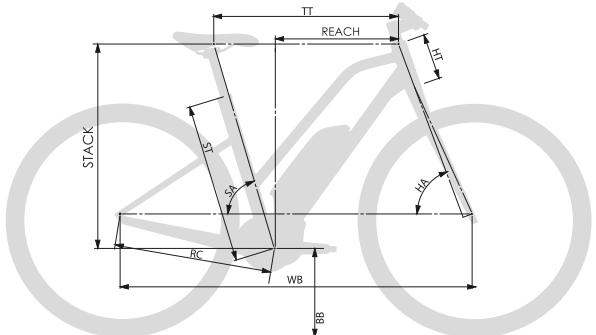


DIMANCHE 28 FITNESS 1 / 3



User (estimated fitting size)	1,55 - 1,70 m	1,68 - 1,83 m	1,81 - 1,95 m	1,90 - 2,05 m
Size (mm) - ST	410 (S)	470 (M)	530 (L)	590 (XL)
Top tube (horizontal measure in mm) - TT	560	585	610	635
Chainstay (mm) - RC	470	470	470	470
Head Tube (mm) - HT	140	150	170	180
Wheel base (mm) - WB	1090	1110	1131	1156
Bottom bracket (mm) - BB	292	292	292	292
Seat tube angle (°) - SA	72,5	72,5	72,5	72,5
Head angle (°) - HA	69	69,5	70	70
Reach - (mm)	365	386	405	427
Stack - (mm)	611	623	644	653

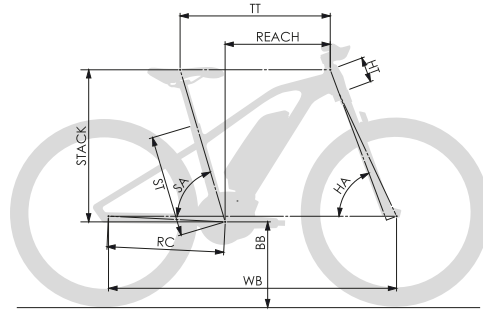
DIM. 28 FITNESS 1 OPEN/ 3 OPEN



User (estimated fitting size)	1,49 - 1,61 m	1,59 - 1,76 m	1,74 - 1,90 m
Size (mm) - ST	390 (S)	450 (M)	510 (L)
Top tube (horizontal measure in mm) - TT	550	575	600
Chainstay (mm) - RC	470	470	470
Head Tube (mm) - HT	140	150	160
Wheel base (mm) - WB	1086	1103	1122
Bottom bracket (mm) - BB	292	292	292
Seat tube angle (°) - SA	72,7	72,4	72,4
Head angle (°) - HA	68,5	69	69,5
Reach - (mm)	359	377	398
Stack - (mm)	611	622	634

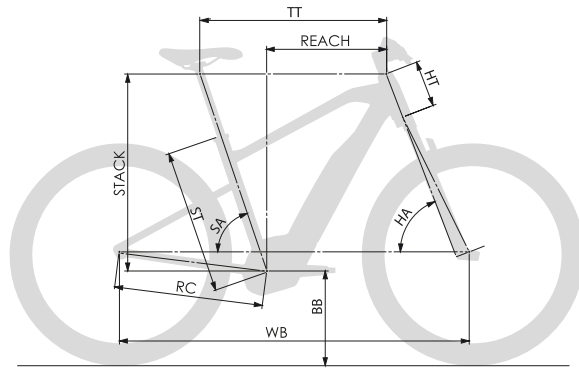


## SAMEDI 26 OFF



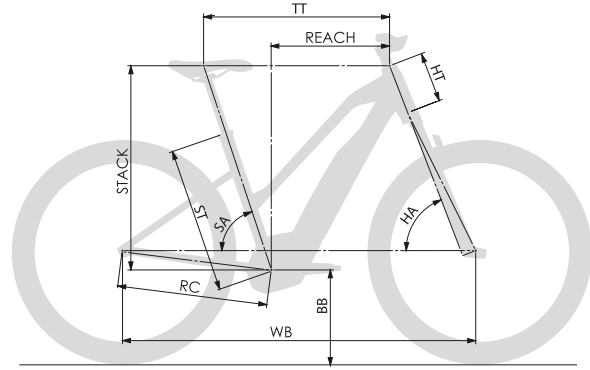
User (estimated fitting size)	1,33 - 1,50 m
Size (mm) - ST	350 (XS)
Top tube (horizontal measure in mm) - TT	540
Chainstay (mm) - RC	438
Head Tube (mm) - HT	90
Wheel base (mm) - WB	1150
Bottom bracket (mm) - BB	300
Seat tube angle (°) - SA	73,5
Head angle (°) - HA	70
Reach (mm)	378
Stack (mm)	547

## SAMEDI 27 OFF 2



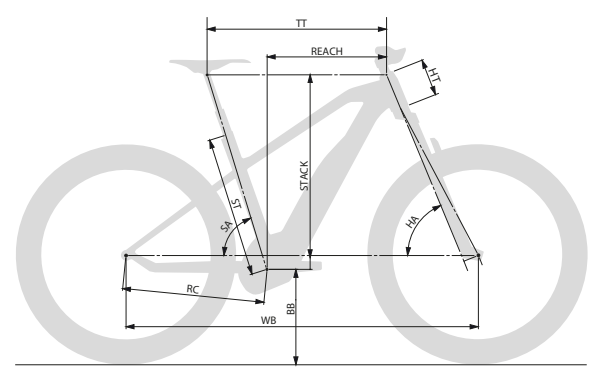
User (estimated fitting size)	1,55 - 1,70 m	1,68 - 1,83 m	1,80 - 1,95 m	1,90 - 2,05 m
Size (mm) - ST	410 (S)	470 (M)	530 (L)	590 (XL)
Top tube (horizontal measure in mm) - TT	560	585	610	635
Chainstay (mm) - RC	470	470	470	470
Head Tube (mm) - HT	140	140	160	180
Wheel base (mm) - WB	1098	1116	1137	1163
Bottom bracket (mm) - BB	298	298	298	298
Seat tube angle (°) - SA	71	71	71	71
Head angle (°) - HA	67,5	68	68,5	68,5
Reach - (mm)	350	374	393	412
Stack - (mm)	617	620	641	660

## SAMEDI 27 OFF 2 OPEN



User (estimated fitting size)	1,49 - 1,61 m	1,59 - 1,76 m	1,74 - 1,90 m
Size (mm) - ST	390 (S)	450 (M)	510 (L)
Top tube (horizontal measure in mm) - TT	550	575	600
Chainstay (mm) - RC	470	470	470
Head Tube (mm) - HT	140	150	160
Wheel base (mm) - WB	1095	1113	1131
Bottom bracket (mm) - BB	305	305	305
Seat tube angle (°) - SA	70,5	70	70
Head angle (°) - HA	66,5	67	67,5
Reach (mm)	335	353	374
Stack (mm)	621	633	646

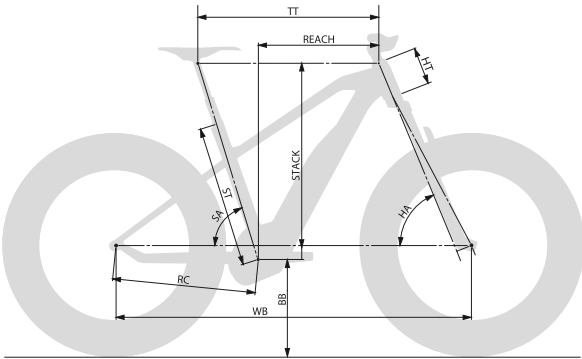
## SAMEDI 27 OFF 4 / 6 / 8



User (estimated fitting size)	1,55 - 1,70 m	1,68 - 1,83 m	1,81 - 1,95 m
Size (mm) - ST	400 (S)	460 (M)	520 (L)
Top tube (horizontal measure in mm) - TT	565	590	620
Chainstay (mm) - RC	459	459	459
Head Tube (mm) - HT	100	110	130
Wheel base (mm) - WB	1132	1158	1190
Bottom bracket (mm) - BB	322	322	322
Seat tube angle (°) - SA	73,3	73,3	73,3
Head angle (°) - HA	67,7	67,7	67,7
Reach (mm)	375	398	422
Stack (mm)	617	626	645

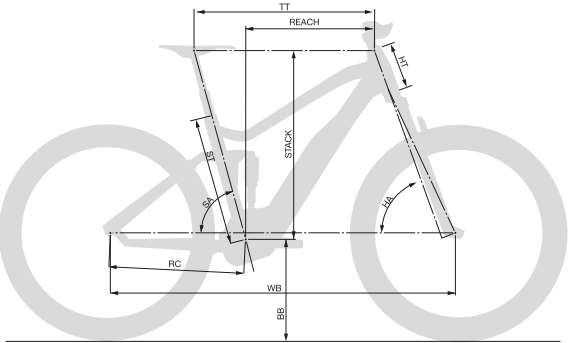


SAMEDI 26 WILD



User (estimated fitting size)	1,50 - 1,68 m	1,65 - 1,83 m	1,81 - 1,95 m
Size (mm) - ST	400 (S)	440 (M)	490 (L)
Top tube (horizontal measure in mm) - TT	575	600	625
Chainstay (mm) - RC	483	483	483
Head Tube (mm) - HT	120	130	140
Wheel base (mm) - WB	1151	1171	1197
Bottom bracket (mm) - BB	325	325	325
Seat tube angle (°) - SA	73	72,5	72,5
Head angle (°) - HA	68	68	68
Reach - (mm)	386	402	424
Stack - (mm)	619	628	637

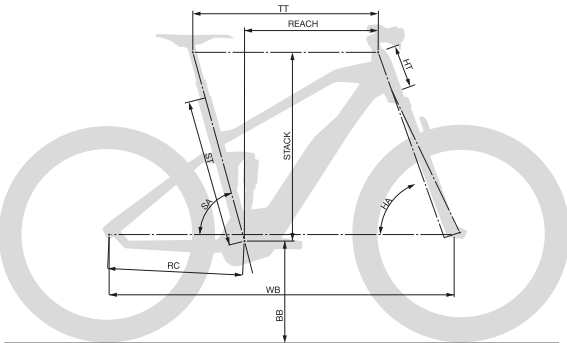
SAMEDI 27 TRAIL 2



SIZES S AND M

User (estimated fitting size)	1,55 - 1,70 m	1,67 - 1,82 m	1,77 - 1,92 m	1,87 - 2,02 m
Size (mm) - ST	390 (S)	440 (M)	490 (L)	540 (XL)
Top tube (horizontal measure in mm) - TT	560	585	610	635
Chainstay (mm) - RC	466	466	466	466
Head Tube (mm) - HT	130	140	150	160
Wheel base (mm) - WB	1145	1167	1194	1220
Bottom bracket (mm) - BB	334	334	334	334
Seat tube angle (°) - SA	73,6	73,6	73,6	73,6
Head angle (°) - HA	67,6	68	68	68
Reach - (mm)	383	404	427	449
Stack - (mm)	607	618	627	635

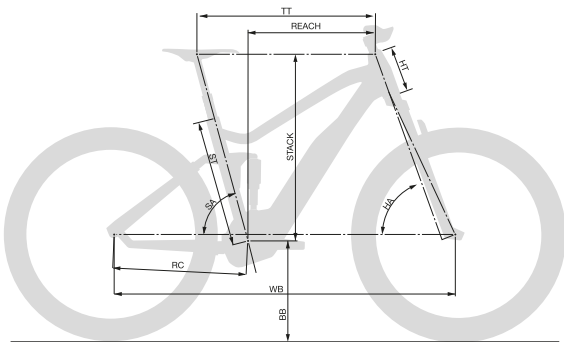
SAMEDI 27 TRAIL 2 W



SIZES L AND XL (XL ON TRAIL 2 ONLY)

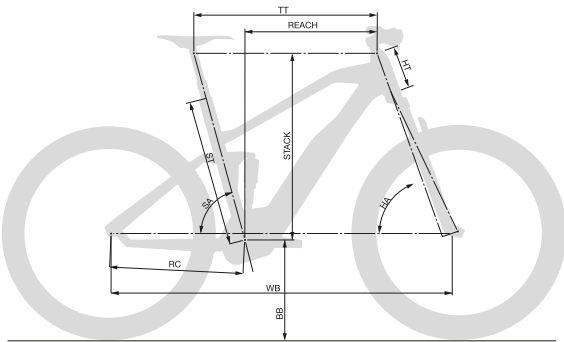


SAMEDI 27 TRAIL 4 W



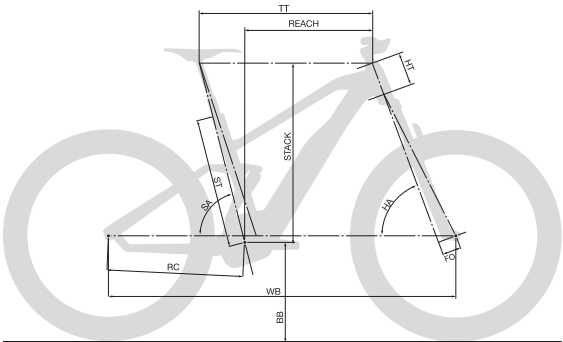
SIZES S AND M

User (estimated fitting size)	1,55 - 1,70 m	1,67 - 1,82 m	1,77 - 1,92 m
Size (mm) - ST	390 (S)	440 (M)	490 (L)
Top tube (horizontal measure in mm) - TT	560	585	610
Chainstay (mm) - RC	466	466	466
Head Tube (mm) - HT	130	140	150
Wheel base (mm) - WB	1145	1167	1194
Bottom bracket (mm) - BB	334	334	334
Seat tube angle (°) - SA	73,6	73,6	73,6
Head angle (°) - HA	67,6	68	68
Reach - (mm)	383	404	427
Stack - (mm)	607	618	627



SIZE L

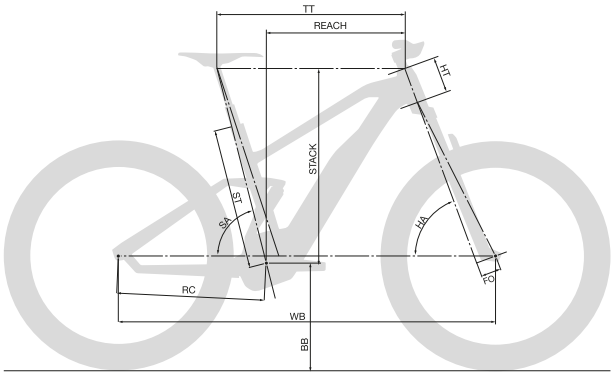
SAMEDI 27 TRAIL 4 / 6 / 8 / 7 / 9 / 11



User (estimated fitting size)	1,53 - 1,70 m	1,68 - 1,85 m	1,83 - 2,00 m
Size (mm) - ST	400 (S)	440 (M)	500 (L)
Top tube (horizontal measure in mm) - TT	565	600	630
Chainstay (mm) - RC	465	465	465
Head Tube (mm) - HT	100	110	130
Wheel base (mm) - WB	1160	1196	1229
Bottom bracket (mm) - BB	342	342	342
Seat tube angle (°) - SA	74,6	74,6	74,6
Head angle (°) - HA	67,6	67,6	67,6
Reach - (mm)	404	436	461
Stack - (mm)	602	611	629

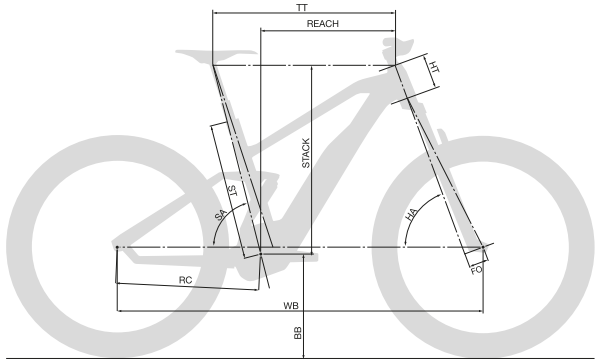


# SAMEDI 27 RACE



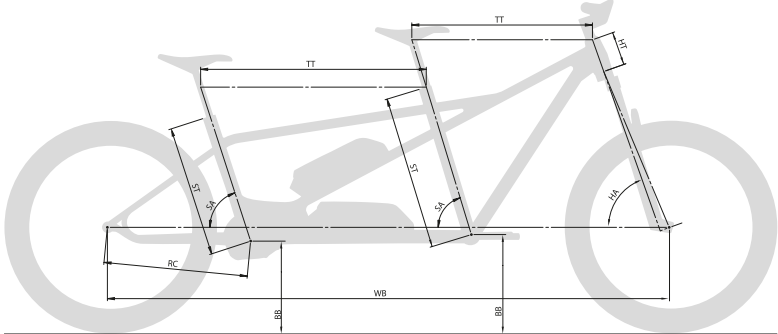
User (estimated fitting size)	1,53 - 1,70 m	1,68 - 1,85 m	1,83 - 2,00 m
Size (mm) - ST	400 (S)	440 (M)	500 (L)
Top tube (horizontal measure in mm) - TT	565	600	630
Chainstay (mm) - RC	465	465	465
Head Tube (mm) - HT	100	110	130
Wheel base (mm) - WB	1168	1204	1236
Bottom bracket (mm) - BB	349	349	349
Seat tube angle (°) - SA	73,7	73,7	73,7
Head angle (°) - HA	66,5	66,5	66,5
Reach - (mm)	404	436	461
Stack - (mm)	602	611	629

# SAMEDI 27 SX 9



User (estimated fitting size)	1,53 - 1,70 m	1,68 - 1,85 m	1,83 - 2,00 m
Size (mm) - ST	400 (S)	440 (M)	500 (L)
Top tube (horizontal measure in mm) - TT	565	600	630
Chainstay (mm) - RC	465	465	465
Head Tube (mm) - HT	100	110	130
Wheel base (mm) - WB	1172	1208	1240
Bottom bracket (mm) - BB	353	353	353
Seat tube angle (°) - SA	73,2	73,2	73,2
Head angle (°) - HA	66	66	66
Reach - (mm)	400	432	457
Stack - (mm)	607	615	633

# SAMEDI 27 X2



	Rear	Front
Size (mm) - ST	420	510
Top tube (horizontal measure in mm) - TT	737	590
Chainstay (mm) - RC	470	
Head Tube (mm) - HT	110	
Wheel base (mm) - WB	1850	
Bottom bracket (mm) - BB	310	325
Seat tube angle (°) - SA	72	73
Head angle (°) - HA	70,5	70,5
Wheel size Rear / Front (")	27,5 / 27,5	27,5 / 27,5
Reach - (mm)	/	394
Stack - (mm)	/	642



P.22  
**LUNDI 26**



P.30  
**FRIDAY 28**



P.38  
**FRIDAY 27**



P.48  
**SAMEDI 28**



P.58  
**SAMEDI 27 XROAD**



P.72  
**DIMANCHE 28**



P.90  
**SAMEDI 26, 27 OFF**



P.102  
**SAMEDI 27 TRAIL**



P.116  
**SAMEDI 27 RACE**



P.126  
**SAMEDI 27 SX**




P.132  
**SAMEDI 27 X2**



P.138 - **MERCREDI 12**







SAS CYCLE ME  
9, RUE DU COLONEL DEMANGE  
// 88190 GOLBEY // FRANCE //  
CONTACT@MOUSTACHEBIKES.COM

**{MOUSTACHE**  
BIKES

www.moustachebikes.com

powered by  
**BOSCH**