



SAISON 9 / THINK OUTSIDE THE FRAME

{MOUSTACHE
BIKES

www.moustachebikes.com

powered by
BOSCH

LOOKING BACK ON 2019 AT MOUSTACHE...

VICTORIES ON ALL TERRAINS!!!



Double at the French EMTB XC Championships won by Jérôme GILLOUX and Julien ABSALON on their Samedi 27 Trail.



© Elodie Lantelme



© Constantin Fiene



Jérôme GILLOUX winner of the EMTB Enduro French Cup this time on the new Samedi 29 Game!

First outing in competition for the new Samedi 27 Trail Saison 9 and first podium! Jérôme GILLOUX and Julien ABSALON take silver and bronze at the first EMTB XC World Championships in Mont Sainte Anne, Canada.



SAMEDI 27 TRAIL IN ITS HIDDEN POWER VERSION BOWS OUT IN STYLE

In three editions of the election of the Electric Bike of the Year organized by Vélo Vert magazine, the Samedi 27 Trail has been three times on the podium. 3rd in 2017, winner in 2018 and 2nd in 2019, a great recognition!



TESTS



CITY RIDE - FRANCE
Friday 27 FS Limited test
“Friday FS Limited is at the eBike what the SUV is to the automobile”



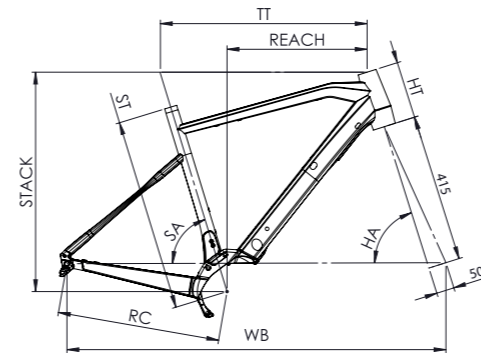
GRAN FONDO - GERMANY
Dimanche 28.5 test
“Mission Fun-Machine accomplished!”
“A successful entry into the eRoad bike market”



E-BIKETIPS - UK
Friday 28.1 test
“Verdict: Sporty, Lightweight, Efficient and Fully Equipped”

VICTORIES FOR THE BRAND, FOR THE TEAM AND FOR YOU ALL!!! MERCI :-){D

THINK OUTSIDE THE FRAME.



FRAME /

ALL THE TUBES THAT FORM THE STRUCTURE OF A BICYCLE

THINK OUTSIDE THE FRAME /

GO OUTSIDE THE ANTICIPATED LIMITS

This word that's so often used both literally and figuratively represents the full Moustache history! The frame, to which we give our full attention, this key link between all the parts; just like the sauce on any good dish, it's this that creates our emotions and sometimes the magic!

It demands so much work from us, so much thought, so much questioning. It makes us juggle with millimeters, with degrees, each being so important to the final result.

Developing a new frame requires an enormous commitment. This year, we've developed no less than 10 new models!!!

A colossal amount of work which started 2 years ago.

Everything starts with an idea, with a desire, with a drawing, and it's at this moment that we try to think outside the frame, to think of the new types of usage that are made possible by the electrification of bikes.

What better example to illustrate this than the Dimanche 28, our new road bike. When we

started Moustache 7 years ago, we were already outside the frame and sometimes considered as enlightened when we stated that all categories of bikes would become electric... but that is now the reality!

For this new model, we have done nothing in the same way as others. We have yet again created our own recipes based on our experience and the km accumulated by the whole team!

We wanted a bike without limits, capable of eating up many km and cols, a bike that's just as dynamic as a traditional road bike. A bike that's capable of going past 25 km/h without difficulty, without any noise. A reliable product, that's high performance in the long term. For us, it was never a question of using a micromotor and a mini battery to simply satisfy the argument of look and weight... weight is so relative on an electric bike. Oh yes, those several kg more on the scale, are those that help you to propel forward, and make you feel so light and efficient once in the saddle... That changes the paradigm!

Thinking outside the frame, it's what's possible with the Dimanche 28! Whether you're a committed cyclist or a beginner, a new horizon is opened for you, a new playground.

It's probably because we have the luck to live in the heart of a fantastic playground, the Vosges, that we have developed such a bike!

Thinking outside the frame, it's what has brought you each of the 65 models in the range. What greater pleasure than to leave behind the car when in town, to eat up the km out riding alone, with friends or as a family, on the road, or forest trails. What greater pleasure than to string together climbs and descents on E-MTB or even take on the new formats of electric bike races and take home the national Champions jersey on your shoulders like Jérôme Gilloux for France in the saddle of his Moustache a few months ago!

So you too, move to electric and think outside the frame!!!



VINCE

Everyone (or almost everyone) knows, that we come from the Vosges. For the concept behind the 9th Season, we decided to work with a local artist, who comes from Épinal, and called on Vince (Vincent Loisy). A character that's outside the frame, that Moustache Bikes chose to realise the paintings that will be used to showcase several models in the 9th Season range.

How did you come to work with Moustache ?

Moustache is very invested in local actions and had sponsored a contemporary art event that our group organised. This gave me the chance to meet Greg Sand (co- founder of Moustache and also a fan of art) and we got on very well. We said that it would be cool to do something together one day... And here we are!

Can you explain the concept behind this series of canvases?

With Moustache we decided to create 14 artworks, one for each family of bikes, with a different representation for each family. The 14 paintings needed to be different but also complementary. The aim was to present a background that would symbolise as best as possible each bike, a little like an environment that would suit the bike's world. I worked on the abstract and the figurative side, principally in black and white with shades

of grey and a touch of color to resemble the bike. Each work functions as a whole, with the canvas as a background and the bike in front. The canvas changes according to the type of bike. For the urban models with elegant lines there is a gentle representation of the town, while for the MTBs and their aggressive lines, we are on something more brutal with rocks... For this exercise, Moustache trusted in me fully to carry out the work and I had total liberty of expression, which was fantastic. The size of canvas was fairly large (2m x 2m) which made it a little complicated, but very interesting!

Last question: what does Moustache inspire in you?

Freedom!! I've been riding a Moustache for a while, already for two years. For me, it's the ideal form of transport, you are liberated, you do not pollute, you have a free spirit, and there is a real fun side to it!

TO FIND OUT MORE:





E-mail : vincent.loisy88@orange.fr

Facebook : [Vinceonerock](https://www.facebook.com/Vinceonerock)

Instagram : [Vinceonerock](https://www.instagram.com/Vinceonerock)

Gallery : collection si particulière

SUMMARY.



URBAN

P.36 / **LUNDI 26**

P.44 / **FRIDAY 28**

P.54 / **FRIDAY 27 FS**

VERSATILE

P.66 / **SAMEDI 28**

P.76 / **SAMEDI 27 XROAD, XROAD FS**

ROAD

P.92 / **DIMANCHE 28**

P.102 / **DIMANCHE 29 GRAVEL**

MTB

P.112 / **SAMEDI 26,27 OFF**

P.124 / **SAMEDI 27 WIDE**

P.132 / **SAMEDI 27 TRAIL**

P.142 / **SAMEDI 29 GAME**

P.152 / **SAMEDI 27 X2**

KIDS

p.158 / **MERCREDI 12**

Credits: Editor: Cycle Me SAS / Text: Emmanuel Antonot and the Moustache team / Graphics: Christine Antonot / Photos : Bruce Aufrere, Quentin Chevat, Raoul Glibert, Jérémie Reuiller, Alpes Aventures/Jedi 15 Films / Actual products and specifications may vary / All rights reserved / Printer: La Galiole-Prenant / Printed in France in September 2019 / Please do not litter. / We would like to thank the brands Evoc, Fox Head, Oakley, Giro, Shimano for providing great gear for our Moustache riders during our photo shooting sessions.

Moustache, a Cycle Me brand / RCS Epinal 533 727 111 / SAS with a capital of €300 K / Zone INOVA, 5 Allée 2 - 5 rue du Ruisseau - 88150 THAON-LES-VOSGES, FRANCE / Email : contact@moustachebikes.com / Website: www.moustachebikes.com

WHY MOUSTACHE?



The moustache has been an integral part of the history of the bicycle for a long time now. Look no further than the famous moustache handlebar! Our handlebars are innovative and can be considered as a modern take on the famous moustache handlebars of the past.

Every moustache is unique, every moustache is recognizable, every moustache has a strong identity, just like our bikes!

// Moustache is the strong belief that e-bikes are an incredible opportunity for the development of cycling! As we see it, they are an excellent alternative to cars. A quality e-bike can bring happiness, whether it be in an urban environment, or leisure rides, or for more intense riding.

// It's a certain vision of the e-bike. A different, modern, innovative and qualitative vision. It's the desire to consider the rider as our priority, the center of our thought and development process. It's the desire to offer bikes that are both unique and rewarding by combining design, comfort and ease of use.

// Moustache it's also a balance bike for learning to ride. It's the only bike without electric pedal assistance, but for us it's one of the most important bikes in our collection: it's a first bike, the one that will ignite a passion in the youngest of riders!

// Moustache is a structured collection with 8 families to cover all the different riding needs: urban, all road, road, mountain bike and kids' bikes, so you can find the right Moustache for you!

THE COMPANY.

Moustache is based in the Vosges region of France, home to our childhood memories, our families, and our values. We strongly believe that the strength of a company is based above all on its employees, and we've built ours around our complementary skills.

After starting out as two bike-lovers crazy enough to embark on such an adventure - Manu (development) and Greg (sales) - we now have more than 85 people working on the development and production of our bikes.



OUR FRAMES.

ALWAYS MORE ACCESSIBLE

At Moustache, we have always wanted to ease access into e-biking, the perfect tool for leaving the car in the garage and tasting the pleasure and freedom of riding.

Our Lundi 26 already benefited from a record standover height, and for this season we wanted to bring this advantage to other models. Thanks to the usage of new Bosch PowerTube batteries with our triple cavity tubes ensuring excellent stiffness, we were able to design new frames that are even more open, and therefore more accessible, allowing an ultra low stepover that makes life easier: when we need to get on and off the saddle at each red light in the town, when we're wearing a dress or fitted suit, when we're transporting a child on the back of the bike, when we don't (or no longer) have the suppleness of a gymnast, or simply when we no longer feel at ease with the constraint of a top tube ;-)



> HIDDEN POWER

For this project, the challenge was not only to integrate the battery, but also to minimise the volumes. We had to optimize each angle, each space, each millimeter. We had to go past the technical limits of hydroforming by increasing the pressure above what's possible in order to control each cm² of tube: the result was increased stiffness and a perfectly integrated battery, giving the look of a high end delicate finish.



INTERCHANGEABILITY, AVAILABILITY, COMPATIBILITY

The key of our Hidden Power concept is the use of a standard Bosch battery that we can easily swap with a huge number of bikes on the market. For example, when two people of different sizes take on a long ride together, how easy it would be to simply swap the batteries halfway round to balance out the autonomies. Or to go on holiday abroad without your battery and simply hire one on the ground.

PROTECTED
Efficiently integrated inside the tube, the battery is protected from shocks coming from outside, from impacts by the internal face of the reinforced aluminum tube, and from mud by a cover that's easy to take off.



EASE
The battery is provided with a handle, it is easy to install, easy to remove, easy to swap, easy to transport.




STIFFNESS
The frame conception and in particular the downtube bring better stiffness and sturdiness to the frame. It's thanks to the sides and ends of the tube as well as its optimised cutting, reduced by the maximum possible, that we can obtain this great result.

> POWERTUBE INTEGRATION

The Bosch PowerTube battery is now available with capacities going up to 625Wh, which enable ever longer rides. We could not miss out on this new opportunity!! We therefore decided to fully rethink a huge number of our frames in order to integrate this solution. The hydroformed tubes can accommodate the battery in a more attractive way, and minimise the bulk. Special attention was paid to positioning the battery as low as possible on the frame. For this we redesigned the connection attaching the battery in order to make it more compact and stiffer than the Bosch connection. The battery is now placed as close as possible to the motor to guarantee an extremely low center of gravity, and therefore more dynamism.



SIZE COMPARISON BETWEEN THE BOSCH BATTERY FIXINGS (HIGH) AND THE MOUSTACHE BATTERY FIXINGS (LOW).



POSITIONING OF THE BOSCH POWERTUBE BATTERY AS CLOSE AS POSSIBLE TO THE MOTOR THANKS TO THE MOUSTACHE FIXINGS.

This season, the usage of Bosch PowerTube batteries enabled us to take a new look at the technologies of all our frames. By using triple cavity tubes we were able to increase stiffness even when dispensing with the top tube. We also made cable passages easier to simplify maintenance.




This new design allows an extremely low standover height which gives better accessibility for everyone. And above all, this design enabled us to keep the Moustache DNA by keeping the precision, solidity and optimal riding enjoyment that we have on all our “Smiling Machines”.

The new Bosch PowerTube battery is available in vertical or horizontal versions depending on the motor. As such, the vertical version of the PowerTube means the frame can be reinforced with a triple cavity tube and an easy access to the battery which can be taken out from above.

The horizontal version available on the Bosch Performance CX motor is removed from below the frame giving a more refined silhouette, and a perfect distribution of weight close to the motor.

The Bosch PowerTube 400/500Wh & 625Wh batteries are not the same length ... In order to ensure any battery can be used, we have created a Moustache adaptor so you can swap batteries easily! Adding this adaptor enables the easy changing of batteries of the same type (horizontal or vertical), and to swap easily from a 500Wh battery to 625Wh for example. As such all our new PowerTube frames are compatible with 400, 500 or 625Wh batteries. A little extra bonus: the specific form of the adaptor enables a better hold on the battery while handling it.



IN ORANGE, THE INTEGRATED BOSCH SPEED SENSOR AT THE INTERIOR OF THE FRAME HANGER.

> MAGNET AND SENSOR INTEGRATION

On some models, we have developed a specific frame hanger enabling a speed detector to be integrated. Functioning in sync with the magnet that's placed on the rear brake disc, this solution avoids the turning or loss of the magnet, and guarantees precise speed information. Discrete and efficient.

3 FRAMES FOR 3 PROGRAMS: WIDE vs TRAIL vs GAME

Three new full suspension frames for three different philosophies. A little overview so you can better grasp why these models were conceived and for which usages they are intended.



SAMEDÌ 27 WIDE

Samedì 27 Wide is our entry level full-suspension E-MTB. Some modern geometries are not suited to the needs of people new to the sport, or may be too extreme in order to be fully exploited. We wanted the WIDE range to be easy to use from the outset so that you get an instant smile on your lips during rides, but with no compromise on the performance. For this we worked on a geometry that's incredibly playful, comfortable and easy to handle. We adapted the suspension kinematics in order to ensure an incredibly efficient motor function so that you can climb or descend with ease. With the Moustache Magic Grip Control shock offering 120mm of rear travel, you'll surprise yourself by getting up climbs that you thought were impossible and you'll descend with the same smile! Available in 4 sizes, Samedì 27 Wide is the perfect bike to discover E-MTB and progress at full speed.



SAMEDÌ 27 TRAIL

Samedì 27 Trail: if we could only have one, it would definitely be this one that we would choose for its incredible versatility and efficiency. Its three consecutive podiums at French magazine Vélo Vert's Election of E-MTB of the year since 2017 prove it! The arrival of the new Bosch Performance CX motor and the 625Wh Bosch PowerTube battery gave us the opportunity to totally rethink this flagship model, with an objective of even better performance, agility and pleasure. To succeed in this challenge we developed and tested a multitude of technical solutions before arriving at the right one: a new high end frame in hydroformed Aluminum 6061 with 150mm of travel for an unlimited playground, an exclusive interface for attaching the battery in order to place the battery as close as possible to the motor, new kinematics with a rotation axis further forward for improved efficiency when pedalling and to eliminate kickback, and an optimised geometry in order to offer 4 sizes with a huge range of saddle heights. The ingenious Flip Chip technology which enables changing between 27.5" and 29" wheels polishes off a top notch product. The Samedì 27 Trail has passed to another level, even more capable, even more high performance, always as easy and fun to ride... definitely a Smiling Machine!

SAMEDÌ 29 GAME

What's this? A newcomer.... Let's be clear, Samedì 29 Game is not here just to be an extra. This new frame has been conceived to be ridden hard on the most extreme terrain, whether it's going up or down. The more you attack, the more it'll ask you to go harder! What's the magic formula? Firstly a new high end frame in hydroformed Aluminum 6061 with 160mm of travel for its 29" wheels that are exceptionally capable at passing over obstacles. Perfectly matched, our Moustache Magic Grip Control shock, on which innumerable test sessions have enabled us to obtain a setting with impressive efficiency. We didn't want an ungainly 29" once the speed lowered or the trails narrowed. Also, we opted for a fork offset reduced to 44mm so you could even turn on a pocket handkerchief! For those who want even more manoeuvrability and ease, the Flip Chip technology enables an easy change onto 27,5" wheels with just the turn of a tool. The most aggressive riders will also note the Moustache guard that protects the motor while still ensuring optimal ventilation. An ebike ready for the toughest rides and the most demanding riders.



> SYSTEMS



ACTIVE LINE PLUS SYSTEM Supple, economical and progressive. Ideal for daily urban usage.

Pure riding pleasure! The new Bosch Active Plus motor, ultra natural, quiet, light and reliable ensures cyclists enjoy riding even more. The maximum torque can reach 50 Nm offering a progressive acceleration and ideal assistance for town & city riding or gentle trips out. The absence of friction enables riders to easily pass the limit of 25 km/h where assistance cuts out without even realising it! Simply amazing!



NEW PERFORMANCE LINE SYSTEM Sporty and natural, it will surprise you with the absence of friction.

The new Performance Line motor is the most versatile Bosch motor system: whether it's for riding across fields at speed, to get to work, or for a relaxing trip out to recharge and reboot, it always offers the right level of assistance at the right moment. Reliable, quiet and elegant, it guarantees comfortable pedalling up to 25 km/h and charms riders with its natural pedalling behaviour. With a sporty torque of 65 Nm and incredibly high performances, the motor brings just the right touch of assistance always at the right moment, even in the mountains.



NEW PERFORMANCE LINE CX SYSTEM Compact, light and powerful.

No trail is too steep, no challenge too tough: the new Performance Line CX motor is made for anyone who feels that trails are their second home. The most powerful Bosch motor, destined for demanding cyclists, is distinguished by its lightweight, its compactness and by its minimal resistance to pedalling. In eMTB mode, the rider always has the necessary power at any given moment. The PerformanceLine CX motor has incredibly impressive acceleration, reacts without delay and will convince you with its agility and even further improved control. With up to 340 % of perfectly managed assistance it allows MTB aficionados to push riding pleasure to the max.

If we've chosen to exclusively use Bosch motors, it's because of our conviction! We strongly believe that performance, quality and service are part of the necessary basics. Our association with Bosch is based on sharing these same values. Today, Bosch is the most accomplished and high performance system on the market... and it's produced in Europe! **An overview of the technologies used.**

> BATTERIES



POWERPACK These lightweight lithium-ion batteries are easy to install and to remove. Our Hidden Power integration technology even enables elegant and efficient integration of the PowerPack battery. And thanks to its charging point, the PowerPack can also be charged directly on the bike. Easy to swap and transport, the PowerPack is a safe bet for anyone wanting a simple lightweight system.



POWERTUBE With the PowerTube, Bosch offers a battery that can be integrated optimally into the bike frame, in two different versions: the Horizontal PowerTube or the Vertical PowerTube, for a perfectly designed integration and dynamic look. Benefiting from power up to 625Wh, the battery is invisible and perfectly protected by the frame. The exclusive Moustache fixing dock is able to further reduce the bulk in the frame, to lower the center of gravity, and guarantee maximum security. When unlocked, the battery unclips and pushes out around two centimeters from the frame in order to grasp it intuitively. Moustache have also designed and developed an extension for 400 and 500Wh PowerTube batteries (that are shorter than the 625Wh). This extension makes handling easier and enables the use of different batteries in the same bike. Ingenious!



> CONSOLES



PURIION CONSOLE

Compact and efficient

The compact control on the bars is both screen and operating unit. Ideal for anyone who wants to concentrate on the essential information. You can clearly see the amount of charge remaining, the speed, the riding mode, the autonomy, the distance ridden and total distance. The combination of the Active Line range and the Purion console allows you to fully concentrate on what's around you: the backlit anti-reflect screen benefits from optimal readability at night as well as in strong sunshine.



INTUVIA CONSOLE

Clear and intelligent

Intuvia offers optimal user comfort. Its usage is intuitive and the screen offers excellent readability, even in sunlight. Therefore, you can always keep an eye on all the riding data. Intuvia will give you very precise information on your speed, the distance ridden, the length of time you've been riding and the current autonomy. Intuvia can also be used with your left thumb in an optimal way using the separate control on the side. The combination of the Active Line range and the Intuvia console offers you more comfort when you're not in the saddle: the walk help has two advantages, making any passages undertaken on foot much easier, and it enables avoiding obstacles without any extra effort.



KIOX CONSOLE

Sporty and connected

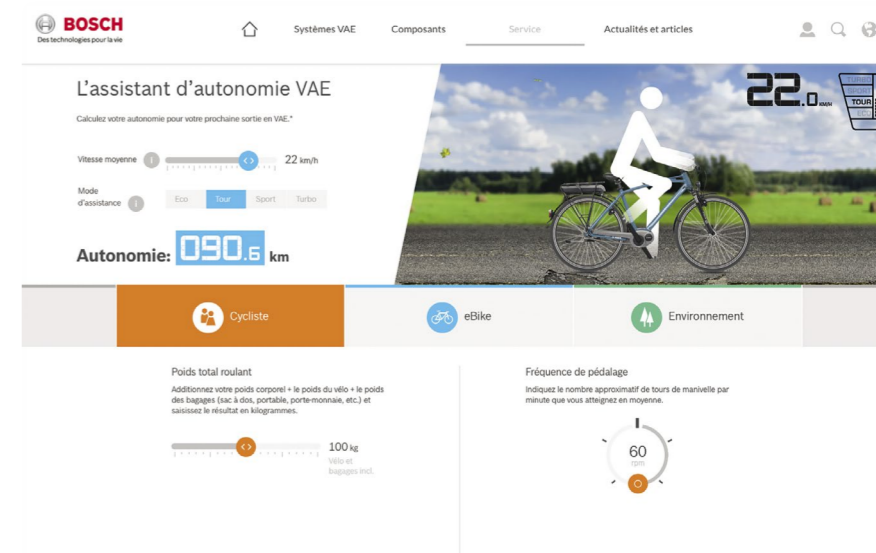
Kiox is a new console made for ambitious sporty cyclists. It has all the classic functions of a cycle computer, while opening a gateway to the digital world for e-bikers thanks to a smartphone application. All the ride data is constantly visible on the color screen, and thanks to the separate control on the side the rider always has both hands on the handlebar and the screen in view. Kiox registers journeys and also sends all important data to the online portal eBike Connect, via a smartphone connected with Bluetooth. Kiox is now the ideal companion for every outing. Conditions of use can be consulted on www.bosch-ebike.com



SMARTPHONEHUB CONSOLE

The SmartphoneHub transforms an electric bike into a fully connected e-bike which participates in the digital world: thanks to a smartphone and the COBI.Bike application, the SmartphoneHub becomes an intelligent command center which navigates, registers activities and can be connected to other services and applications. More security, more comfort and more enjoyment during your different rides. A whole new dimension to cycle mobility. The e-bike can also be started up and used without a smartphone, since the screen that's integrated with the SmartphoneHub displays the main ride data. E-bikers can stay flexible in any circumstances, whatever the planned route. Conditions of use can be consulted on www.bosch-ebike.com

> AUTONOMY



Autonomy is extremely variable. It is influenced by many parameters: the type of engine, battery, bike, position, user weight, elevation, type of terrain, wind, tires, gear shifting management, etc... The data

validated in laboratory are sometimes distant from the real conditions. Bosch has therefore developed a very precise simulator that can calculate the autonomy of your bike

according to all these parameters and your use. Perfect to choose the capacity of your battery when several options are available. You can find this simulator at:

moustachebikes.com/en/autonomy

Because every little detail counts and we weren't fully satisfied with some parts, we developed a range of Moustache accessories that bring that little something extra that makes all the difference when riding.



> HANDLEBARS

Ahhhhhh the famous Moustache handlebar... the basis of everything! Invented by our ancestors, we updated it to today's tastes and offered it a brand new design while reinforcing its legendary comfort thanks to a very natural hand position. We developed more than four different versions, with little variations of angle each time until we found the perfect shape. It's made from Aluminum 6061 tubes, just like our frames, and it has the same thermic treatments as them for maximum strength.



FRIDAY 27 FS AND SAMEDI 27 XROAD

For Friday 27 FS and Samedi 27 Xroad, it's the round semi-riser Moustache handlebar that will guide your way. The 30° turn is especially nice and offers a wide range of usage.

FRIDAY 28

Friday 28 benefits from the ingenious Flexbar, developed with our friends at Baramind. Their technology filters small impacts and vibrations in the same way a wide volume tire would do. Be careful, to try it is to love it!



LUNDI 26

A city version with a very high riser for our Lundi 26. The rider's position is more comfortable with the back perfectly straight and a wide range of vision.

SAMEDI 28

Samedi 28 uses a slightly lower version which gives a well balanced position that is particularly suited to long rides.



MTB HANDLEBARS

The position of your hands has a huge impact on your comfort and the pleasure you get from riding. This is especially important in MTB. We have therefore designed two handlebars in aluminum 6061 with a thermic treatment and benefiting from an ergonomy adapted to each type of use:

- 760mm wide handlebar, 15mm high, 9° of backsweep and 5° of upsweep (on the Wide and Trail).
- 780mm wide handlebar, 15mm high, 9° of backsweep and 5° of upsweep (on the Game).
- **"JUST CARBON"** : for high performance needs, we also make these two models in a carbon version that weighs only 205g on the scales!



ROAD AND GRAVEL HANDLEBARS

Very special attention was paid to our road handlebars. The aim was to have a position that is both ergonomic and comfortable in order to tackle long rides without too much fatigue. For this we applied a light backsweep on the high part of the handlebar in order to have the shoulders more open than on a standard road bar. In complement, we also worked on the flaring in order to obtain a position low on the bars that would bring more serenity and comfort. With this you'll be able to get as much pleasure when

climbing or descending, a very important philosophy at Moustache. You'll never ride with another handlebar again!

In the same spirit as the road handlebars, a gravel version has been created bringing more versatility and stability, notably when used on trails. For this the flaring was accentuated in order to have the perfect grasp for precise riding and to be less taxing on tough terrain.

ROAD HANDLEBAR WIDTHS:

Standard: sizes S = 420mm, M = 440mm, L/XL = 460mm
Open: sizes S/M = 420mm, L = 440mm



GRAVEL HANDLEBAR WIDTHS

Sizes S = 440mm, M/L = 460mm, XL = 480mm





> LUGGAGE RACK

QL3 LUGGAGE RACK

Provided with a wide platform enabling easy installation of numerous models of child carriers and panniers, the Moustache luggage rack is compatible with Ortlieb's QL3 fixing standard and the MIK standard, developed by the brand BASIL. This means that several types of luggage and accessories can be attached in the blink of an eye.

QL3 LIGHT LUGGAGE RACK

Pared down version of our standard luggage rack, the light version perfectly marries together functionality and featherlight weight. Reduced to the essentials, this enables fixing your QL3 standard Ortlieb panniers and accessories. With the Moustache mudguards snugly fitted, its minimalist esthetics will not go unnoticed.

> MUDGUARD

At Moustache, we don't like mudguards... They're never properly centered, they move all the time, they're rarely nice to look at... We therefore decided to innovate and create our own mudguards! The exclusive Moustache mudguards are tubular, therefore very stiff, whilst still being lightweight! And they are concentric with the wheel, which looks a lot better.

We developed three exclusive extrusion profiles. The bars are lined up then curved to adapt to the wheel circumference. A mudguard may seem simple, but this was a very complex development. In any case, the effort was worth it.

> QUICK-PARK STEM



To get extra space with the turn of a hand! You only need a few seconds to turn the handlebar by 90° without using any tools, and thereby gaining 50% more space. Super practical when we need to leave our Friday in a corridor for example!

> EVO SEAT-POST



The Moustache EVO telescopic seat-post combines a suppleness in its functioning with ease of maintenance. Totally revamped, it benefits from a new hydraulic cartridge that's even more efficient. It's hard anodized for better longevity. The ergonomic lever fits perfectly under the thumb and reduces friction for an immediate response. The cable functioning makes maintenance easy, there's no longer any need for never-ending bleeding!

> MOUSTACHE KICKSTAND



All our Moustache* bikes benefit from a fixing support for a kickstand so this option can be easily added if it's not provided on the factory build. For our full-suspension models Wide, Trail and Game we have developed a specific kickstand that can be installed with perfect integration.

*with the exception of the tandem Samedi 27X2 and the Mercredi 12 balance bike ;-(D

> KIOX SUPPORT



In order to better protect the Kiox screen against impacts whilst maintaining excellent visibility, we use a specific support. Placed to the right of the stem, the monitor integrates discreetly into the cockpit and its position limits the risk of impact in the case of a fall. You can now attack the most technical trails serenely!




> MAGIC GRIP CONTROL REAR SHOCKS

Behind this name are hidden many years of riding, testing, intensive hours of development in order to finally get to this magic moment when everything functions perfectly. We needed an umpteenth version of our piston that controls the rebound on our shock to finally obtain the level of traction needed to give the impression that an extra hand is pushing you up the climbs! A perfect harmony between the suspension and the motor, therefore avoiding the "gaps" in assistance when the suspension

sags excessively, and guaranteeing unbelievable motor function. MAGIC, we said it ;-(D Benefitting from a Trunion fixing system, the volume of air in our shocks has therefore been able to be increased and the superior fixing system is now mounted on bearings. This results in better sensitivity for little shocks and improved progressivity in order to keep a very dynamic ride feel.

Since the beginning, we have been convinced that a good e-bike is not just about the frame and motor. Each part participates in the overall efficiency and if some parts are not at the right level, can have a huge negative impact on the performance. Wheels are probably the best example. It's out of the question to lose even one watt of power because of a pair of wheels that are not up to the job. We have looked deep into the subject and tested

a huge number of wheels on the market without much success, because none of them were perfectly adapted to our e-bikes. We have therefore created our own wheels and enhanced them over the years, for ever more dynamism and efficiency. Discover our different models.



> URBANS / VERSATILE



Even if they are not destined for competitive riding, our urban and versatile bikes also benefit from our latest developments in terms of wheels. The Just_Moustache technology coming from our MTB range has also been developed into a more lightweight version but that's just as high performance in order to offer a dynamic ride.

The double walled rims in aluminum 6061-E are welded, heat-treated then micro-blasted to increase their stability and their resistance. The asymmetric profile enables us to obtain a homogeneous tension between the two lines of spokes, which guarantees more stability and more dynamism.

> MTB

JUST_MOUSTACHE ASYMMETRIC ALUMINUM 27.5+ RIMS

Developed specifically for 27.5x2.8 tires, the JUST_Moustache rims use aluminum 6061-E. They are welded, heat-treated then micro-blasted to increase their stability and their resistance. The sides are specially reinforced in order to resist any possible impacts. The asymmetric profile enables us to obtain a homogeneous tension between the two lines of spokes, which guarantees more stability and more dynamism.

After numerous tests, we opted for an internal width of 35mm for a perfect partnership with 2.8 tires.

It's the best balance to keep a "balloon" tire that doesn't penalise steering and when leaning into turns.

This way riding stays entirely natural and dynamic! Just perfect!!!

The hubs with circular bearings reduce friction to the lowest amount possible, which again helps with dynamism and performance!



JUST_MOUSTACHE ASYMMETRIC ALUMINUM 29" RIMS

Just like our 27.5" rims, we have specifically developed her big sister for 29x2.5 tires used in our Game range. The JUST_Moustache rims use an aluminum 6061-E. They are welded, heat-treated then micro-blasted to increase their stability and their resistance. The sides are specially reinforced in order to resist any possible impacts. The asymmetric profile enables us to obtain a homogeneous tension between the two lines of spokes, which guarantees more stability and more dynamism.

This time we opted for an internal width of 33mm for a perfect match with 2.5 tires. The 2.5 section brings a fiendish precision and the 29" size wheels provide incredible capacities for passing obstacles and leaning round turns. This way riding stays entirely natural and dynamic! Just perfect!!! The hubs with circular bearings reduce friction to the lowest amount possible, which again helps with dynamism and performance!





JUST_MOUSTACHE ASYMMETRIC CARBON 27.5+ RIMS

Also specifically developed for 27.5x2.8 tires, the JUST_Moustache rims use a Toray T700 high resistance carbon.

Just like the aluminum rim, we obtained the best performances with an internal width of 35mm for a perfect match with 2.8 tires.

It's the best balance to keep a "balloon" tire that doesn't penalise steering and when leaning into turns.

Even more important on a carbon rim, the sides are widened to resist the very worst impacts!

As with our aluminum rims, the profile is asymmetric in order to obtain a homogenous tension between the two lines of spokes, which guarantees more stability and more dynamism. Here, thanks to the usage of carbon, we have even been able to increase the asymmetry without compromising the rim's stability.

Therefore, we can use just 28 spokes, we chose straight spokes in order to directly transfer all

effort, lighter, flat and double thickness to lower the weight and inertia. The aluminum locking nuts for the spokes also allow us to shave off a few more grams.

JUST_MOUSTACHE ASYMMETRIC CARBON 29" RIMS

Using the same high resistance Toray T700 carbon fiber, the JUST_Moustache Carbon 29" rims are conceived for the most demanding enduro riders. One of the principal advantages of using carbon rims is their incapacity to deform as do aluminum rims. When subjected to a large shock, aluminum rims tend to distort, creating uneven tension between the spokes all across the wheel. When they are not damaged, carbon rims always pull back to their round shape. This means that once they are constructed correctly, the spoke tension should not change. In the end this means less time spent truing the wheel and retightening spokes after a few full-on rides, and above all, more time to ride!

The asymmetric profile of the rim allows us to obtain a homogenous tension between the two lines of spokes, which guarantees more stability and more dynamism.

Using an internal rim width of 33mm for a perfect match with 2.5 tires. The 2.5 section brings a fiendish precision and the 29" size wheels provide incredible capacities for passing obstacles and leaning round turns. This way riding stays entirely natural and dynamic! Just perfect!!! The hubs with circular bearings reduce friction to the lowest amount possible, which again helps with dynamism and performance!

> ROAD / GRAVEL

MOUSTACHE WHEELS AL:26 (ON DIMANCHE 28.1, DIMANCHE 28.3 AND DIMANCHE 29.3)

Our Moustache al:26 wheels allow us to keep dynamism and versatility at a max thanks to a 26mm height to make them at ease on any terrain. Conceived in aluminum 6061-E and built with 28 spokes, they are heat-treated. Tubeless compatible, they are equipped with 32mm tires.

Tires with a 32mm width are capable of absorbing road vibrations, which gives a more gentle ride, less rolling resistance, more stability, increased security, and less fatigue.

The dimensions of the thru axles are 12x100mm at the front and 12x142mm at the rear ensuring maximum stiffness whilst enabling easy assembly and disassembly.

MOUSTACHE AL:30 WHEELS (ON DIMANCHE 28.5 AND DIMANCHE 29.5)

Our Moustache al:30 wheels pass a new level in sports use thanks to a 30mm high rim. Conceived in aluminum 6061-E and heat-treated, they are built with 24 triple butted spokes for the best weight-performance ratio.

Optimized for wider tires, lightweight for long rides on any type of road, they guarantee an excellent versatility. Equipped with Continental Grand Sport Race 32mm tires for the best performance and durability.

The aluminum hubs are CNC machined with cartridge bearings for longevity and smooth functioning.

The dimensions of the thru axles are 12x100mm at the front and 12x142mm at the rear ensuring maximum stiffness whilst enabling easy assembly and disassembly.

MOUSTACHE C:45 WHEELS (ON DIMANCHE 28.7)

Our brand new Moustache c:45 wheels in lightweight carbon are the modern incarnation of wheels for disc brakes. Conceived in Toray T700 carbon with a height of 45mm, aerodynamics, comfort and dynamism are united in an explosive cocktail. Composed of 24 triple butted spokes, they offer the best weight-performance ratio.

Optimized for wider tires, lightweight for long rides on any type of road, they guarantee an excellent versatility.



Get out riding, and ride with speed, stability and

control. Add to this Tubeless compatibility and the possibility to use wider tires.

Equipped with Continental Grand Sport Race 32mm tires for the best performance and durability. The aluminum hubs are CNC machined with cartridge bearings for longevity and smooth functioning.

The dimensions of the thru axles are 12x100mm at the front and 12x142mm at the rear ensuring maximum stiffness whilst enabling easy assembly and disassembly.





P.36 -

LUNDI 26

We are convinced that it's possible to change our habits and leave the car in the garage, each monday morning, and every other day of the week!!!



P.44 -

FRIDAY 28

Friday 28 has got rid of any excess, Keeping only what's essential to get you about quickly and enjoyably!



P.54 -

FRIDAY 27 FS

If you want a bike that stands out from the crowd and also like to have fun whilst getting about, we have the solution for you!

LUNDI 26.



LUNDI 26 IS ICONIC!

The first born of the Moustache family, it hasn't changed and has yet to get its first grey hair! It's still as unique and symbolic of the brand! That's why we love it!!!

- LUNDI 26.1
- LUNDI 26.2
- LUNDI 26.3

All available in 6 colors



LUNDI 26.



LUNDI 26 TAKES CARES OF YOU!

Its innovative triple cavity frame has great lateral stiffness for the best stability and security, but it also has vertical flex to protect you from any lumps and bumps in the road, further aided by **the wide tires**. These wide tires also help guard against getting wheels trapped in tram rails or drain covers, and have anti-puncture protection.

Lovely and soft, the Royal Wave or Royal Hertz **saddles** will make sure sensitive areas are well protected ;-)

You can always rely on the robust tubular Moustache **mud-guards**, perfectly centered on the wheel to protect you whatever the weather.

As for the special raised Moustache **handlebar**, it offers a secure upright position giving you a panoramic view of your surroundings.

The integrated LED lighting, positioned high on the bike, ensures you'll always see and be seen.

And if you need to stop in an instant, nothing will get you to a halt faster than the powerful and progressive Shimano hydraulic disc **brakes**!

LUNDI 26 IS PRACTICAL!

« HOP »

The **open low step** frame makes it easy to get on the bike.

« CLIC »

The Moustache by Ortlieb **pannier** takes just 3 seconds to attach thanks to the luggage mount with integrated QL3 supports.

« CLAC »

On the Lundi 26.2 and 26.3, the **lock** under the seat stays means your bike can be secured in an instant for any short stops. And if you need to leave your Lundi 26 for a longer period, the Axa chain that's an optional extra enables you to attach it easily to anything.

LUNDI 26.1

The most accessible
Lundi, intuitive,
economic and quiet.
At ease everywhere!

**BOSCH ACTIVE +
400 Wh**
INTUVIA
SHIMANO 9S DRIVETRAIN

AVAILABLE IN 6 COLORS
Black, Burgundy, Gun Metal,
Light Grey, Khaki, Grey Blue



LUNDI 26.2

Perfectly matched motor
and transmission for comfort
and optimal functionality,
particularly good for less
hilly towns.

**BOSCH ACTIVE +
400 Wh**
INTUVIA
**NUVINCI N330 CONTINUOUSLY
VARIABLE TRANSMISSION**
**Royal Hertz Saddle /
Suspension seatpost**

AVAILABLE IN 6 COLORS
Black, Burgundy, Gun Metal,
Light Grey, Khaki, Grey Blue





LUNDI 26.3

Bosch Performance motor,
10 speed drivetrain,
400 or 500Wh battery.
Perfect for hilly towns,
or riders after more power!

**BOSCH PERFORMANCE
400 Wh / 500 Wh**
INTUVIA
SHIMANO 10S DRIVETRAIN
Royal Hertz Saddle /
Suspension seatpost

AVAILABLE IN 6 COLORS
Black, Burgundy, Gun Metal,
Light Grey, Khaki, Grey Blue



FRIDAY 28.



FRIDAY 28 IS SPORTY AND URBAN!

With its pared down look and sporty character, this urban ride will not pass by unnoticed. As at ease weaving between cars as it is making its way up to a third floor apartment without a lift, it's your ideal ally for getting about the urban jungle and making daily life easy. Further, higher, faster, stronger!!!

- FRIDAY 28.1
- FRIDAY 28.1 OPEN
- FRIDAY 28.3
- FRIDAY 28.3 OPEN
- FRIDAY 28.5
- FRIDAY 28.5 OPEN
- FRIDAY 28.7



FRIDAY 28.



TOTAL INTEGRATION FOR A REFINED LOOK!

More refined than ever thanks to its conception around the inversed Hidden Power technology, the Friday 28 has also seen its center of gravity lowered, enabling you to go ultra-fast in town, it's easily capable of riding above 25km/h!

STIFF FRAME AND CARBON FORK FOR A SPORTY FEEL

The Friday 28 aluminium hydroformed frame and its carbon fork bring it both rigidity and a dynamic ride. The best for accelerating away from red lights and weaving between cars!

BOSCH MOTOR

On the Friday 28.1 and 28.3, the Bosch Active Plus motor is ultra soft and silent. On the Friday 28.5 and 28.7, the brand new Bosch Performance Line motor will surprise you with its lack of friction. In any case, you'll pass the 25 km/h limit without even realising it!

MINIMALIST, BUT ALSO PRACTICAL AND COMFORTABLE!

Just because we've removed everything that's superfluous, we shouldn't find ourselves lacking! The Friday 28 is comfortable with its Flexbar handlebar, manufactured in France by our friends at Baramind, which filters vibrations in the same way a wide tire would. And we wouldn't do without the Quick-Park stem which enables us to put the handlebar at 90° in just a few seconds! Super practical when we need to leave our Friday in a corridor for example! Same thing for the brand new QL3 light luggage rack which enables us to click on Moustache by Ortlieb paniers in seconds. The tubular mud guards and powerful lights bring protection and safety, without forgetting the Brooks saddle for style and comfort!

RIDE CONNECTED

You're always online? The Friday 28 is too, thanks to the Bosch Smartphone Hub which enables you to connect your bike to your telephone!



FRIDAY 28.1

"Sporty, urban and re-fined", such is the motto of our Friday 28.1!



BOSCH ACTIVE + 400 Wh
PURION
DRIVETRAIN 10S TIAGRA 11/34
Fork Carbon / Saddle Brooks

FRIDAY 28.1 OPEN



Low step-over frame for ease of use.

FRIDAY 28.3

Thanks to its ingenious accessories, its refined look and sporty character, the Friday 28.3 has everything it needs to be at ease in town!



BOSCH ACTIVE + 400 Wh
PURION
DRIVETRAIN 10S TIAGRA 11/34
Fork Carbon / Saddle Brooks / Stem Quick-Park / Handlebar Moustache Flexbar / Carrier New QL3 light

FRIDAY 28.3 OPEN



Low step-over frame for ease of use.

FRIDAY 28.5

Its indisputable sporty character, with its refined style and numerous ingenious accessories make the Friday 28.5 the best equipped “007” agent for taking on the urban jungle!

**BOSCH PERFORMANCE
500 Wh**

SmartphoneHub

**DRIVETRAIN
10S TIAGRA 11/34**

**Fork Carbon / Saddle Brooks /
Stem Quick-Park / Handlebar
Moustache Flexbar / Headlight
Supernova / Carrier New QL3 light**

FRIDAY 28.5
OPEN



*Low step-over frame
for ease of use.*





FRIDAY 28.7

Faster, stronger, further!
Hands on the dropbars,
bag slung over your
shoulder, you'll easily
cross through town
on your Friday 28.7,
and in a unique style!

BOSCH PERFORMANCE 500 Wh

SmartphoneHub

DRIVETRAIN 10S TIAGRA 11/34

Fork Carbon / Saddle Brooks /
Headlight Supernova / Bar Road /
Carrier New QL3 light



FRIDAY 27 FS.



FRIDAY 27 FS IS STYLISH!

If you want a bike that stands out from the crowd and also like to have fun whilst getting about, we have the solution for you!

As comfortable as it is stylish, the Friday 27 FS has been conceived as a nod of the head to « Dress down Friday »! But whether you're a suit or not, the Friday 27 FS is not only on-trend! This full suspension bike is afraid of nothing, and can take on pavements, drain covers and bad condition roads. You'll get to your destination without problem, and always with class ;-D

- FRIDAY 27 FS 5
- FRIDAY 27 FS 7
- FRIDAY 27 FS SPEED



FRIDAY 27 FS.



URBAN, SPORTY AND COMFORTABLE

With its redesigned geometry, as well as being a good-looker, the Friday 27 FS is super precise and efficient! It has 100mm of travel front and rear, provided by the Mobie 25 fork and the incredible Moustache Magic Grip Control 100 air shock. Pavements, cobblestones, potholes... everything is smoothed out for unequalled comfort... and without losing the legendary efficiency of the Friday 27!

NEW FRAME WITH EXCLUSIVE POWERTUBE INTEGRATION

The Friday 27 FS is even more open with a lower center of gravity, thanks to the integration of the Bosch PowerTube battery and the lower top tube making it ultra manoeuvrable. Thanks to that, we can ride stronger and harder, whatever the conditions!

BOSCH MOTOR

The new Bosch Performance Line CX motor is the most powerful Bosch motor on the market! Compact and light, it stands out for its minimal resistance to pedalling!!

PRACTICAL...

Always equipped with the ingenious Quick-Park stem which enables the handlebar to be turned by 90° in just a few seconds, incredibly practical when we need to leave our Friday in a corridor for example! Same thing for the brand new QL3 light luggage rack which allows us to click on Moustache by Ortlieb paniers in seconds. The Friday 27 FS has a powerful front light for your security and comfort. It is also equipped with a chainguard, a fantastic innovation for this full suspension steed, and benefits from a speed detector to avoid the risk from a magnet that can turn.

... AND ALWAYS AS MUCH FUN!


Mounted with comfortable Schwalbe tires, ready for anything, which grip when turning and are resistant to abuse, the Friday 27 FS will give you the impression you're getting about on a flying carpet!!!

RIDE CONNECTED

You're always online? The Friday 27 FS 7 is too, thanks to the Bosch Smartphone Hub which enables you to connect your bike to your telephone!

What? A town bike with front and rear suspension?! That exists?! Oh yes!! A pavement, cobblestones, a manhole cover, or even a road in bad condition don't scare the Friday 27 FS.

**BOSCH PERFORMANCE CX
POWERTUBE 500 Wh**
INTUVIA
SHIMANO SLX 11/40 DRIVETRAIN
Fork Mobie 25 / Tires Schwalbe
Supermoto-X / Saddle Brooks /
Stem Quick-Park /
Carrier QL3 light





FRIDAY 27 FS 7


Finally, a true sporty, practical, urban bike... and that's full-suspension! Equipped with front and rear suspension to take on any situation, the Friday FS 7 is ready to do battle with the urban jungle.

BOSCH PERFORMANCE CX POWERTUBE 625 Wh

SmartphoneHub

SHIMANO SLX 11/40 DRIVETRAIN

Fork Mobie 25 /
Tires Schwalbe Supersmoto-X /
Saddle Brooks /
Stem Quick-Park /
Carrier QL3 light /
Headlight Supernova E3





FRIDAY 27 FS SPEED

With a speed of up to 45 km/h, Friday 27 FS Speed not only makes your daily journeys fun, it also gives you an extremely safe ride. Flawless performance down to the last details - that is the new Friday 27 FS Speed. What makes this bike complete? Elements like the new powerful Bosch Performance Speed motor for even more power at the push of a button. Hop on, pedal, powerful and silent. That's how you ride to work these days ;-D

BOSCH PERFORMANCE SPEED POWERTUBE 625 Wh


KIOX

SHIMANO XT 11/40 DRIVETRAIN

Fork Mobie 45 / Tires Schwalbe Supersmoto-X / Saddle Brooks / Headlight Supernova, Mini PRO-45 1400 lumens with remote High/Low beam switch / Rear light Supernova, M99 taillight w/brake light function, w/L1E universal kit holding all EU/CH registration plates / New carrier MIK + QL3 / Horn Supernova, M99 Horn with remote switch




VERSATILE.



P.66 -

SAMEDI 28

The Samedi 28 is a bike to make the most of the weekend... and the rest of the week! And for this 9th season, it has never been as accessible and comfortable!



P.76 -

SAMEDI 27 XROAD

« One for everything, everything to do! »
As more and more seasons roll by, so the Samedi 27 Xroad's moto is cemented in stone.

SAMEDI 28.



SAMEDI 28 IS ONE BIKE FOR EVERYTHING!

Behind its emblematic Moustache handlebar, you'll ride as in days gone by, as a family, for a gentle pootle, for fitness, with class, in the town, on country lanes, on paths, taking your time or at speed, just a little or for a long time!

- | | | |
|--------------------|--------------------|--------------------|
| - SAMEDI 28.1 | - SAMEDI 28.3 | - SAMEDI 28.7 |
| - SAMEDI 28.1 OPEN | - SAMEDI 28.3 OPEN | - SAMEDI 28.7 OPEN |
| - SAMEDI 28.2 | - SAMEDI 28.5 | |
| - SAMEDI 28.2 OPEN | - SAMEDI 28.5 OPEN | |



SAMEDI 28.



SAMEDI 28 IS ELEGANT!

With a lower top tube for ease of use, the Samedi 28 is both comfortable and dynamic. Its very individual style is chic with its characteristic Moustache handlebar that won't go unnoticed, and it'll quickly become your ideal companion for going to work in the week and for getting about at the weekend! Thanks to its center of gravity that's been lowered further for this 9th season, the Samedi 28 is a model of balance. It is available in Standard or Open versions.

NEW FRAME WITH EXCLUSIVE POWERTUBE INTEGRATION

Its new compact frame with total integration of the Bosch PowerTube battery enables this new very open version of the Open, with an even lower and easier step over. Its triple cavity construction gives the frame optimal stiffness.

BOSCH MOTOR

On the Samedi 28.2 and 28.3, the Bosch Active Plus motor is ultra natural and silent, ensuring a pleasurable ride! // On the Samedi 28.5 and 28.7, the all new Bosch Performance Line motor, sporty and natural, will surprise you with its lack of friction

OPTIMISED COMPATIBILITY FOR ACCESSORIES

The Samedi 28 is now equipped with a new luggage rack compatible with the standards QL3 and MILK, so you can attach panniers in just one click. Quick and easy!!!

COMFORT

The wide volume Schwalbe 700x50C tires give a feeling of comfort and security, acting like a natural suspension. They'll take care of you!

THE LITTLE EXTRAS

Thanks to its legendary Moustache handlebar, the Samedi 28 offers you a natural and comfortable position. The Axa security lock integrated into the frame enables you to easily secure your ride for a short stop and the extra-solid painted mud guards will protect you in any weather!

SAMEDI 28.1

Our Samedi 28.1 has all the ingredients that make up the DNA of our bikes: a dynamic behaviour, a comfortable position, a supple yet powerful motor, practical accessories such as tubular mudguards, a riser Moustache handlebar etc.



**SAMEDI 28.1
OPEN**

*Low step-over frame
for ease of use.*

**BOSCH ACTIVE
400 Wh**
PURION
**DRIVETRAIN SHIMANO
ALTUS 9S**
**Tires Schwalbe Impac
Streetpac 47-622**

SAMEDI 28.2

Our Samedi 28.2 will be your ideal companion for getting about on a daily basis in town and will always be ready for a trip out into the country whenever you have the chance!



**SAMEDI 28.2
OPEN**

*Low step-over frame
for ease of use.*

**BOSCH ACTIVE +
POWERTUBE 400 Wh**
PURION
**DRIVETRAIN SHIMANO
ALTUS 9S**
**Tires Schwalbe BIG APPLE
50-622 / New carrier MIK + QL3**



SAMEDI 28.3

The Samedi 28.3 has all the ingredients to make this model your chosen ally for getting about every day, in the town or in the country.

**BOSCH ACTIVE +
POWERTUBE 500 Wh**
PURION

**DRIVETRAIN SHIMANO
NEXUS 5**

**Tires Schwalbe BIG APPLE
50-622 / New carrier MIK + QL3**



**SAMEDI 28.3
OPEN**



*Low step-over frame
for ease of use.*

SAMEDI 28.5

At Moustache Bikes, before being a bike brand, we are first and foremost passionate users, and its for this reason that we like to conceive bikes such as the Samedi 28.5 which offer a perfect compromise between design and practicality.

**BOSCH PERFORMANCE
POWERTUBE 500 Wh**
INTUVIA

**DRIVETRAIN SHIMANO
DEORE 10S**

**Fork Hydraulic w/ lockout /
Tires Schwalbe BIG APPLE 50-622 /
New carrier MIK + QL3**

**SAMEDI 28.5
OPEN**



*Low step-over frame
for ease of use.*



SAMEDI 28.7

An elegant, high performance, fully equipped bike, that's perfect for the town... but not only!

**BOSCH PERFORMANCE
POWERTUBE 625 Wh**
KIOX

**DRIVETRAIN
SHIMANO XT 11S**

**Fork Hydraulic w/ lockout /
Tires Schwalbe BIG APPLE
50-622 / New carrier MIK + QL3 /
Headlight Axendo 80 lux**

**SAMEDI 28.7
OPEN**



*Low step-over frame
for ease of use.*



SAMEDI 27 XROAD.



SAMEDI 27 XROAD IS THE BIKE THAT CAN DO IT ALL!

« One for everything, everything to do! »

As more and more seasons roll by, so the Samedi 27 Xroad's moto is cemented in stone. This morning I'm going to work by bike. At lunchtime I'll use it to do some shopping. This evening I'll ride home via the forest, and this weekend it's a ride in the mountains! Yes, yes, all that with my Samedi 27 Xroad! Magic!!!!

Thanks to its dynamic frame and choice of parts, it combines the capabilities of an urban bike and a MTB.

- | | | |
|--------------------------|--------------------------|--------------------------|
| - SAMEDI 27 XROAD 1 | - SAMEDI 27 XROAD 3 | - SAMEDI 27 XROAD 7 |
| - SAMEDI 27 OPEN XROAD 1 | - SAMEDI 27 OPEN XROAD 3 | - SAMEDI 27 OPEN XROAD 7 |
| - SAMEDI 27 XROAD 2 | - SAMEDI 27 XROAD 5 | - SAMEDI 27 XROAD FS 3 |
| - SAMEDI 27 OPEN XROAD 2 | - SAMEDI 27 OPEN XROAD 5 | - SAMEDI 27 XROAD FS 5 |
| | | - SAMEDI 27 XROAD FS 7 |



SAMEDI 27 XROAD.



AT THE CROSSROADS

With its new revisited geometry, its compact frame and lowered center of gravity, our Samedi 27 Xroad is as at ease in the town as in the country, on cycle paths or on forest roads! The Xroad is the SUV of electric bikes, as polyvalent as it is high performance, whatever the terrain it's on! It's suited to all types of usage, can become more sporty, but always stays practical!

YOU'LL FIND THE RIGHT SHOE FOR YOUR FOOT!!!

The Xroad family is widening and offers you many different types of motor.

On the Xroad 1, the very natural, economic and quiet Active Line Plus. On the Xroad 2, 3 and 5, the all new Bosch Performance Line, sporty and natural, will surprise you by its absence of friction. On the Xroad 7, the new Bosch Performance Line CX is the most powerful in the Bosch range! Compact and light, it is distinguished by its minimal resistance to pedalling.

These uncontested references will allow you to fly up the hills!

NEW FRAME WITH EXCLUSIVE POWERTUBE INTEGRATION

On the Xroad 2, 3 and 5, the new compact frame with full integration of the Bosch PowerTube battery enables this new very open version of the Open, with an even lower and easier step over. The frame conception in triple cavity Aluminium 6061 offers even better stiffness.

THE DETAILS THAT COUNT!

Equipped with a new luggage rack, compatible with the QL3 and MIK standards (except on the Xroad 1), means you can attach accessories in one click. Fast and easy!!! The full range of the Samedi 27 Xroad also benefits from a chainguard, even the full-suspensions! The Mobie fork is available from the models Xroad 5 and FS 5, offering you incredible comfort. Whether you're getting up onto the pavement or tackling obstacle after obstacle off-road, it's a real flying carpet!

NEW FULL-SUSPENSION FRAME FOR THE XROAD FS

A new full-suspension frame has been designed for the new Xroad FS family with the Moustache Magic Grip Control 100 shock, an ultra playful geometry, and the top tube as well as the center of gravity noticeably lowered. Comfort and pleasure guaranteed!!!

SAMEDI 27 XROAD 1

The Samedi 27 Xroad 1 is a chameleon who knows how to blend in anywhere, whether its getting you to work, doing the shopping, or for your weekend rides in the forest.

**BOSCH ACTIVE +
400 Wh**
PURION
DRIVETRAIN 9-SPEED
Tires Hutchinson Python

SAMEDI 27 OPEN XROAD 1



*Low step-over frame
for ease of use.*



SAMEDI 27 XROAD 2

«I need a bike that's able to ride in town, to go off-road, that pedals well, not too heavy, well equipped and that I can take anywhere»: this was pretty much the inflexible brief imposed on our engineers after numerous feedback sessions with our users. The result: our Xroad 2.

**BOSCH PERFORMANCE
POWERTUBE 400 Wh**
PURION
DRIVETRAIN 9-SPEED
Fork XCM ATB 80mm /
Tires Hutchinson Python /
New carrier MIK+QL3

SAMEDI 27 OPEN XROAD 2



*Low step-over frame
for ease of use.*



SAMEDI 27 XROAD 3

When we mix blue and yellow paints the result is green. And at Moustache when we mixed an E-MTB and an urban bike, the result was the Xroad!



**BOSCH PERFORMANCE
POWERTUBE 500 Wh**
PURION

DRIVETRAIN DEORE 10-SPEED
Fork Suntour XCM ATB 80mm
with lockout / Tires Hutchinson
Python / Seatpost Suspension /
New carrier MIK+QL3

SAMEDI 27 OPEN XROAD 3



*Low step-over frame
for ease of use.*

SAMEDI 27 XROAD 5

There is no longer any need to choose between an urban bike or an E-MTB. Why? Because there is the Xroad!!



**BOSCH PERFORMANCE
POWERTUBE 625 Wh**
INTUVIA

DRIVETRAIN SLX 11-SPEED
Fork Suntour Mobie 25, 100mm
with lockout / Tires Hutchinson
Python / Seatpost Suspension /
Headlight Axendo 80 lux /
Brakes Shimano hydraulic
MT400 / New carrier MIK+QL3

SAMEDI 27 OPEN XROAD 5



*Low step-over frame
for ease of use.*

SAMEDI 27 XROAD 7

It's safe to say that
the Xroad 7 could well
be the bike that you
need!

**BOSCH PERFORMANCE CX
POWERTUBE 625 Wh**
KIOX
DRIVETRAIN 11-SPEED XT
Fork Suntour Mobie 25 Air,
100mm with lockout / Tires
Hutchinson Python / Seatpost
Suspension / Headlight Supernova /
Disc brakes Shimano hydraulic
MT400 / New carrier MIK+QL3

SAMEDI 27 OPEN XROAD 7



*Low step-over frame
for ease of use.*



Samedi 27 XROAD FS 5

SAMEDI 27 XROAD FS 3


The Samedi Xroad FS has the versatility and dynamism of the Xroad, with the comfort of full-suspension as a plus!



**BOSCH PERFORMANCE CX
POWERTUBE 500 Wh**
PURION

**DRIVETRAIN DEORE
10-SPEED**

Fork Suntour XCM ATB 100mm
with lockout / Tires Hutchinson
Python / Disc brakes Shimano
hydraulic MT200 / New carrier
MIK+QL3 / Frame Extra sloping
for easy access



SAMEDI 27 XROAD FS 5


Endowed with front and rear suspension, our Xroad FS 5 offers an unparalleled level of comfort and versatility! And the cherry on the cake, it's good looking, practical and elegant ;-D



**BOSCH PERFORMANCE CX
POWERTUBE 625 Wh**
INTUVIA

DRIVETRAIN SLX 11-SPEED

Fork Suntour Mobie 100mm
with lockout / Tires Hutchinson
Python / Disc brakes Shimano
hydraulic MT400 / New carrier
MIK+QL3 / Frame Extra sloping
for easy access





Samedi 27 XROAD 5

Samedi 27 XROAD FS 7


A real super hero! This powerful and tough full-suspension is perfectly equipped to take on any situation. So let's get in the saddle for an adventure!

BOSCH PERFORMANCE CX POWERTUBE 625 Wh

KIOX

DRIVETRAIN XT 11-SPEED

Fork Suntour Mobie Air 100mm with lockout / Tires Hutchinson Python / Disc brakes Shimano hydraulic MT400 / New carrier MIK+QL3 / Frame Extra sloping for easy access




ROAD.



P.92 -
DIMANCHE 28

For women and men, for young and old and from beginners to experts, our Dimanche 28 is made for everyone who wants to enjoy fun and embrace the E-Road world.



P.102 -
DIMANCHE 29

Gravel e-bikes are super fun and open new doors providing awesome riding experience.

DIMANCHE 28.




RIDE EVERYDAY – ANYWHERE!

At Moustache we love cycling and we love sharing our passion, at all times! Our mission is to bring more people on any kind of bike ... with a big SMILE riding them. Road e-bike are super fun and open new doors providing awesome riding experience. It's not a competition all the time - It's getting more people on bikes!

- | | |
|----------------------|----------------------|
| - DIMANCHE 28.1 | - DIMANCHE 28.5 |
| - DIMANCHE 28.1 OPEN | - DIMANCHE 28.5 OPEN |
| - DIMANCHE 28.3 | - DIMANCHE 28.7 |
| - DIMANCHE 28.3 OPEN | - DIMANCHE 28.7 OPEN |



DIMANCHE 28.



PERFORMANCE

We want the feel like a regular road bike! This is why we decided to design & engineer a new frame using our proven Hidden Power solution technology but reversed to lower center of gravity and ensure a dynamic and agile behaviour.

SMOOTH AND POWERFUL

The Bosch Active Line Plus system with 500Wh Powerpack battery answers all the modern e-Road needs in terms of performance, ease of use and autonomy.

ERGONOMICS

When it comes to long rides and adventure, comfort is a must. This is why we use components that make riding more relaxed and enjoyable. Our endurance fit is perfect for longer, relaxing rides with less fatigue. We have designed massive chain stays for dynamic and precise handling but flex seat stays for vertical compliance and comfort.

EASE OF USE

NO limitations on wheel choices, from training to high-end carbon wheels everything works as we're using mid-drive motor with no limitations as compared to hub drive systems in the market. Durable and hassle-free components and frame interfaces. Front/Rear thru axle system with quick release lever for easy wheel in/out.

CONFIDENCE & RELIABILITY

Our solid and stiff frame base means no compromise on durability. Easy to control in any situation you will quickly feel at ease riding the Dimanche 28.

Durable 700x32C tires with Moustache custom made Tubeless Carbon & Alloy wheels will ensure the perfect mixture of comfort and dynamic without losing a single watt of energy from the motor.

VERSATILITY

ONE platform – Multiple configurations! Wisely located thread inserts will allow you to install Moustache's front and rear mudguards, rear-carrier for maximum loading capacity.

DIMANCHE 28.1

Have more fun!
Whether you want to exercise,
to ride along on a cyclepath,
or for a good ride together
with friends, the Dimanche 28.1
will be your ideal partner with its
dynamic and sportive behaviour!

**BOSCH ACTIVE +
400 Wh ou 500 Wh**
PURION
SHIMANO TIAGRA DRIVETRAIN
1X10-SPEED, 11-34T CASSETTE,
42T CHAINRING
Carbon Fork / Wheels Moustache
al:26 specific Alloy / Disc brakes
MT200 160/160mm / Handlebar Flat

DIMANCHE 28.1 OPEN



*Low step-over frame
for ease of use.*



DIMANCHE 28.3

Always lead the way!
Going for long ride or racing
with friends and still being
able to extend the ride
duration? Now it's possible!
The Dimanche 28.3 has the
power you need to have more
fun on the road.

**BOSCH ACTIVE +
500 Wh**
PURION
NEW SHIMANO TIAGRA DRIVETRAIN
2X10-SPEED, 11-34T CASSETTE,
34/50T CHAINRING
Carbon Fork / Moustache al:26 specific
Alloy wheels Alloy 28H rims with Moustache
hubs - Tubeless ready / Shimano disc brakes
Tiagra hydraulic with 160mm rotors front
& rear / Handlebar Drop handlebar with flare

DIMANCHE 28.3 OPEN



*Low step-over frame
for ease of use.*



ROAD



DIMANCHE 28.5

The road is yours!
Cross a mountain pass,
coast confidently when going
down or win a virtual sprint! :
The Dimanche 28.5 has the DNA
of a genuine road bike, only
with assistance to accumulate
kilometres!

**BOSCH ACTIVE +
500 Wh**
KIOX

SHIMANO ULTEGRA DRIVETRAIN
2X11-SPEED, 11-32T CASSETTE,
34/50T CHAINRING

Fork Carbon / Moustache al:30 specific
light Alloy wheels 24 triple butted spokes -
CNC aluminium hubs with industrial
bearings - Tubeless ready / Shimano
disc brakes Ultegra hydraulic with
160mm rotors front & rear / Handlebar
Drop handlebar with flare



DIMANCHE 28.5 OPEN



*Low step-over frame
for ease of use.*

ROAD

DIMANCHE 28.7

e-Performance!
Developped to obtain
the behaviour of a modern
road bike, you can always
count on the Dimanche 28.7
whenever you need to step
up your game.

**BOSCH ACTIVE +
500 Wh**
KIOX
SHIMANO ULTEGRA DRIVETRAIN
2X11-SPEED, 11-32T CASSETTE,
34/50T CHAINRING
Fork Carbon / Moustache C:45 speci-
fic light Carbon wheels 24 triple butted
spokes - CNC aluminium hubs with
industrial bearings - Tubeless ready /
Shimano disc brakes Ultegra hydraulic
with 160mm rotors front & rear / Handle-
bar Drop handlebar with flare

DIMANCHE 28.7 OPEN



*Low step-over frame
for ease of use.*





RIDE EVERYDAY – ANYWHERE!

Gravel e-bikes are super fun and open new doors providing awesome riding experience.

Comes with technology. And we could tell you more about it, but that's what everyone does. So we rather skip the hype and stick to the facts. It's not a competition all the time - It's getting more people on bikes! Gravel e-bikes are super fun and open new doors providing awesome riding experience.

- DIMANCHE 29.3 GRAVEL
- DIMANCHE 29.5 GRAVEL



DIMANCHE 29.



PERFORMANCE

Besides the frame, the fork affects the handling, comfort and safety of a gravel bike significantly, therefore we designed a carbon fork with lateral stiffness for precise steering and light vertical flex to filter rough terrains.

SMOOTH AND POWERFUL

The new Bosch Performance Line system with 500Wh Powerpack battery answers all the modern needs in terms of performance, ease of use and autonomy.

ERGONOMICS

When it comes to exploring and adventure, comfort is a must. This is why we use components that make riding more relaxed and enjoyable. Our endurance fit is perfect for longer, relaxing rides with more fun.

EASE OF USE

NO limitations on wheel choices, from training to high-end carbon wheels, everything works as we're using a mid-drive motor with no limitations as compared to hub drive systems on the market. Durable and hassle-free components and frame interfaces.

CONFIDENCE & RELIABILITY

Durable 700x50C tires with Moustache custom made Tubeless ready Alloy wheels will ensure the perfect mixture of comfort and dynamic without losing a single watt of energy from the motor.

VERSATILITY

Wisely located thread inserts will allow you to install Moustache's front and rear mudguards, rear-carrier and even front carrier for maximum loading capacity.




DIMANCHE 29.3 GRAVEL

Gravel bikes allow us to ride pretty much all kinds of paths and surfaces. This makes Dimanche 29.3 the perfect option for tours, travels and long adventure trips!

BOSCH PERFORMANCE
500 Wh
PURION

SHIMANO GRX, RX-400 DRIVETRAIN
1X10-SPEED, 11-42T CASSETTE,
42T CHAINRING

New Gravel specific Carbon fork /
1"1/8 to 1"1/2 tapered carbon steerer tube /
Moustache al:26 specific Alloy wheels /
28 spokes - Moustache hubs - Tubeless
ready / Shimano GRX disc brakes, RX-400 /
GRX hydraulic with 180mm rotor front /
160mm rear / Drop handlebar with flare





DIMANCHE 29.5 GRAVEL

With Dimanche 29.5 your playground will have no more borders and the most demanding cyclists will have fun on any course.

**BOSCH PERFORMANCE
500 Wh
KIOX**
**SHIMANO GRX, RX-812 DRIVETRAIN
1X11-SPEED, 11-42T CASSETTE,
42T CHAINRING**

New Gravel specific Carbon fork /
1"1/8 to 1"1/2 tapered carbon steerer
tube / Moustache al:30 specific light
Alloy wheels / 24 triple butted spokes,
CNC aluminum hubs with industrial
bearings - Tubeless ready / Shimano
GRX disc brakes, RX-810 / GRX hydraulic
with 180mm rotor front 160mm rear /
Drop handlebar with flare / Moustache,
Alloy Dropper w/Cartridge





P.112 -

SAMEDI 26,27 OFF

Climb, descend, turn, jump, attack or just ride in nature!! What a feeling! What fun! And what great plan for the day's ride, for tomorrow's and the day after's... Agile, modern and easy, everyone can find their bike in the OFF family, beginners, experienced riders ... and even children!



P.124 -

SAMEDI 27 WIDE

Explore more trails, get out of your comfort zone, explore new terrain and redefine what you previously thought possible.



P.132 -

SAMEDI 27 TRAIL

A climb is only a descent gone awry ;-D With Samedi 27 Trail, climbs and descents are all going in the right direction!!! With a totally new performing platform, Samedi 27 Trail bikes are go-anywhere e-MTB's that change where and how you can ride!



P.142 -

SAMEDI 29 GAME

Beat the clock on an enduro, or simply ride at your limits on any beaten up trail, whether its up or down! This is what the new Samedi 29 Game has been designed for. A steed for fun and performance.



P.152 -

SAMEDI 27 X2

2X more fun!!
2X more sharing!!
4X more magic!!!!

SAMEDI 26/27 OFF.




SAMEDI OFF LEAVES YOU ADDICTED!

Whether it's for the kids (Samedi 26 OFF), for beginners (Samedi 27 OFF 2), for pushing to the next level (Samedi 27 OFF 4), or for adventuring onto unknown terrain (Samedi 26 Wild)... Samedi OFF, it's like our preferred jam that we eat straight out of the pot: impossible to stop! If you're not ready to widen your playground and ride more and more, don't ever put your leg over a Samedi OFF ;-D

- SAMEDI 26 OFF
- SAMEDI 27 OFF 2
- SAMEDI 27 OFF 2 OPEN
- SAMEDI 27 OFF 4
- SAMEDI 27 OFF 4 OPEN
- SAMEDI 26 WILD





MORE ACCESSIBLE THAN EVER!

We have developed a new platform that gives a more fluid and reactive ride. A real hardtail for beginners and for forest rides. And for this 9th season, we are even offering a true open frame equipped with high quality grippy Maxxis Forecaster tires. For a real ride feeling!

OPEN... BUT STIFF!

The new triple cavity frame with the integrated Bosch PowerTube battery enables an easier installation of the battery whilst retaining the correct stiffness level. With its pared down design, it now offers an option with a lower and easier stand over height (on the OFF 2 Open) to make it even more easy to use.

TWO TYPES OF MOTOR ACCORDING TO THE USAGE

It's up to you to choose! The new Bosch Performance Line (on the OFF 2) is sporty and very natural, for a pure moment of relaxation. The new Bosch Performance Line CX (available on the OFF 4) is the most powerful in the Bosch range, and is aimed at the most demanding riders. Compact and light, it stands out for its minimal pedalling resistance.

FRAME WITH INVERSED HIDDEN POWER TECHNOLOGY

The E-MTB is not just for big kids, we're happy to offer this new frame for smaller riders! The usage of inversed Hidden Power technology enables a lower stand over height on the 26 OFF, and lowers even further the center of gravity for a feeling of greater security. It can also take a bottle holder.

SAMEDI 26 OFF

The ideal steed for growing riders who want to ride with Mum and Dad, or for smaller adults ;-){D

**BOSCH ACTIVE +
300 Wh**
PURION
**DRIVETRAIN
9S SHIMANO**
Wheels 26"





| SAMEDI 27 OFF 2

The Samedi 27 OFF 2 is a real E-MTB that's comfortable and gives a feeling of security, especially in its Open version thanks to freeing up lots of space between the legs.

**BOSCH PERFORMANCE
POWERTUBE 400 Wh ou 500 Wh
PURION**

**DRIVETRAIN
10S SHIMANO DEORE**

**Fork XCM-ATB 100mm Suntour /
Tires 27.5x2.35 Maxxis Forekaster /
Seatpost Suspension /
Saddle Moustache comfort**



SAMEDI 27 OFF 2 OPEN



*Low step-over frame
for ease of use.*



SAMEDI 27 OFF 4

The Samedi 27 OFF 4 is strong and sporty with its frame offering the necessary stiffness to obtain a true MTB feel and behaviour on the trails.

**BOSCH PERFORMANCE CX
POWERTUBE 625 Wh**
PURION

DRIVETRAIN SRAM SX EAGLE
Fork RockShox Recon TK 120mm /
Disc brakes Shimano MT400
180mm hydraulic / Tires Maxxis
Rekon 27.5x2.80 / Saddle
Moustache ergonomic / Dropper
Seapost 80/120/120/150mm Travel



SAMEDI 27 OFF 4 OPEN



*Low step-over frame
for ease of use.*

SAMEDI 26 WILD

Alloy frame
with Hidden Power
battery integration
and crazy 26x4.8 tires.
Explore new ground!




**BOSCH PERFORMANCE CX
500 Wh**

PURION

**DRIVETRAIN
SHIMANO XT DRIVETRAIN**

Fork RockShox Bluto RL fork 100mm /
Disc brakes Shimano MT500 203/180mm
hydraulic / tires Maxxis Minion 26x4.80 /
Saddle Moustache ergonomic saddle /
Dropper Seapost w80/120/120/150mm Travel



©Alpes Aventures/Jeudi15 Films

SAMEDI 27 WIDE.



SAMEDI 27 WIDE OPENS NEW DOORS!

Explore more trails, get out of your comfort zone, explore new terrain and redefine what you previously thought possible.

Immediately at ease on the Samedi 27 WIDE, you'll spend more time on the saddle, progress at double speed and discover a new way of riding! Whether we're a beginner or not, for women and men of any age, the Samedi 27 WIDE is easy to ride with a feeling of security, to make any MTB ride chime with pleasure... a pure Smiling Machine :-{D

- SAMEDI 27 WIDE 2
- SAMEDI 27 WIDE 4
- SAMEDI 27 WIDE 6



SAMEDI 27 WIDE.



THE E-MTB THAT'S EASY FOR EVERYONE, OPEN AND ACCESSIBLE

"WIDE" for the width and range of usage. Its 27.5/120 platform offers a more upright position which widens the possible usage of this bike. Ideal for starting out!

BOSCH MOTOR

The new Bosch Performance Line CX is the most powerful Bosch motor in the range, and is designed for the most demanding riders. Compact and light, it stands out for its minimal resistance to pedalling and offers incredible agility and a dynamic ride.

NEW FRAME WITH EXCLUSIVE POWERTUBE INTEGRATION

The new compact 120mm travel frame with integrated Bosch PowerTube battery offers a lowered center of gravity and top tube for ease of use. With its playful geometry and 120mm of travel, the Samedi 27 WIDE is incredibly easy to take anyway and everywhere.

A MAGIC SHOCK!

Its specific Moustache Magic Grip Control 120 shock with 2 positions is a Moustache technology offering extraordinary reactivity and sensitivity!

ERGONOMY

Its wide handlebar offers an easy, natural feel from the start, and the new comfortable Moustache saddle will suit everyone, women and men!



SAMEDI 27 WIDE 2

We declare access to E-MTBs open! The Wide has clearly been conceived for encouraging more people to try E-MTBs, by offering confidence, comfort and a feeling of safety on the bike.



BOSCH PERFORMANCE CX POWERTUBE 500Wh

PURION

DRIVETRAIN SRAM SX EAGLE

Fork Suntour XCR 34 / Brakes Shimano MT400 - 180/180mm disc brakes / Tires Maxxis Rekon 27.5x2.80 / Suspension 120/120mm travel / Saddle Moustache comfort / Dropper seatpost w/100/120/150/150mm travel



SAMEDI 27 WIDE 4

From forest roads to technical trails, you'll always feel confident behind the handlebar of a Wide 4.




BOSCH PERFORMANCE CX POWERTUBE 625Wh

PURION

DRIVETRAIN SRAM SX EAGLE

Fork RockShox Recon TK / Brakes Shimano MT500 - 203/180mm disc brakes / Tires Maxxis Rekon 27.5x2.80 / Suspension 120/120mm travel / Saddle Moustache comfort / Dropper seatpost w/100/120/150/150mm travel



SAMEDI 27 WIDE 6

Explore new trails, rediscover your preferred rides and go out more often in the saddle of the Wide 6!




**BOSCH PERFORMANCE CX
POWERTUBE 625Wh**

PURION

**DRIVETRAIN SHIMANO
XT/SLX 12-SPEED**

Fork FOX 32 Rhythm / Brakes Shimano MT500 - 203/180mm hydraulic disc brakes / Tires Maxxis Rekon 27.5x2.80 / Suspension 120/120mm travel / Saddle Moustache comfort / Dropper seatpost w/100/120/150/150mm travel



SAMEDI 27 TRAIL.



SAMEDI 27 TRAIL IS A REFERENCE!

A climb is only a descent gone awry ;-{D With Samedi 27 Trail, climbs and descents are all going in the right direction!!! With a totally new performing platform, Samedi 27 Trail bikes are go-anywhere e-MTB's that change where and how you can ride!

A climb, it's just a descent in the wrong way ;-{D At the handlebar of the Samedi 27 Trail, climbs and descents are all going in the right direction!!! Unanimously feted in the media for their polyvalence, the Samedi 27 Trail range has passed a new barrier to reach the perfect harmony between performance and pure pleasure... With their new efficient full-suspension frame and sharpened well-honed look, expect to change your way of riding and widen your playground!

- SAMEDI 27 TRAIL 4
- SAMEDI 27 TRAIL 6

- SAMEDI 27 TRAIL 8
- SAMEDI 27 TRAIL 10



SAMEDI 27 TRAIL.



LIKE A CAT ON VELCRO...

Up to now a perfect reference model, we sought to further improve the Samedi 27 Trail. We kept what we liked, but entirely revised the kinematics, more progressive, increased sensitivity... for a 27.5/150 platform that's even more high performance. Whether you're a beginner or an experienced rider, you'll get ever more pleasure on the saddle of a Samedi 27 Trail: more dynamic in climbing and descending, reduced kickback and improved braking, increased pedalling capacity

BOSCH MOTOR

The new Bosch Performance Line CX is the most powerful Bosch motor in the range, and is designed for the most demanding riders. Compact and light, it stands out for its minimal resistance to pedalling and offers incredible agility and a dynamic ride.

NEW FRAME WITH EXCLUSIVE POWERTUBE INTEGRATION

The new compact 150mm travel frame with integrated Bosch PowerTube battery offers new kinematics, a better distribution of mass, and optimised cable passages. The new Samedi 27 TRAIL is equipped with a new telescopic seatpost with up to 170mm of travel and a "flipchip" which makes conversion between 27.5/29 possible. You've eaten all your crusts and grown? The Samedi 27 Trail has also grown with the arrival of a new XL size!

A MAGIC SHOCK!

Its specific Moustache Magic Grip Control 150mm shock with 2 positions offers a dynamic rebound and improved performance.

PARTS AND ACCESSORIES MATCHED TO YOUR RIDING NEEDS

Equipped with hydraulic Shimano 4 piston brakes in the front and 2 pistons in the rear (on the models TRAIL 6, 8 and 10) for more precise braking, the TRAIL range is mounted with Moustache Aluminium wheels (except TRAIL 10 with the Moustache JUST_CARBON wheels).

SAMEDI 27 TRAIL 4

Whether you're looking to have fun on your local trail, try out some more technical routes, head out on a long distance adventure, or simply rediscover your old favourites, the Samedi 27 Trail 4 will be your ideal partner! Thanks to its new high performance chassis and its new Bosch Performance CX motor, it will offer you a dose pleasure on every ride, whether you're going up or down!



**BOSCH PERFORMANCE CX
POWERTUBE 500Wh ou 625Wh**

PURION

**DRIVETRAIN SRAM
SX EAGLE 12-SPEED**

Fork RockShox 35 Gold RL 150mm /
Disc brakes Shimano MT500 -
203/180mm hydraulic / Tires Maxxis
Minion and Rekon 27.5x2.80 / Suspension
150/150mm travel / Dropper seatpost
w/100/120/150/170mm travel



SAMEDI 27 TRAIL 6

You're after a versatile bike that will allow you to escape after work on your favourite trails, whilst offering new opportunities for the weekend on more technical trails? The Trail 6 is for you!



**BOSCH PERFORMANCE CX
POWERTUBE 625Wh**

PURION

**DRIVETRAIN SHIMANO
XT 12-SPEED**

Fork FOX 34 Grip / Disc brakes
Shimano MT520/500 - 203/180mm
hydraulic / Tires Maxxis Minion
and Rekon 27.5x2.80 / Suspension
150/150mm / Dropper seatpost
w/100/120/150/170mm travel



SAMEDI 27 TRAIL 8


Already considered a reference in its category thanks to its victory and its two podiums in the election of the E-MTB of the year in France for three years in a row (third in 2017, second in 2019, and winner in 2018!), the Trail 8 proves that it only improves with age!

**BOSCH PERFORMANCE CX
POWERTUBE 625Wh**

PURION

**DRIVETRAIN SHIMANO
XT 12-SPEED**

**Fork FOX 34 Fit4 Kashima / Disc brakes
Shimano XT 203/180mm / Tires Maxxis
Minion and Rekon 27.5x2.80 / Handlebar
Moustache carbon 760mm / Suspension
150/150mm travel / Dropper seatpost
w/100/120/150/170mm travel**



| SAMEDI 27 TRAIL 10

Even if we say that all roads lead to Rome, behind the handlebar of the Trail 10 all roads will take you to happiness!




**BOSCH PERFORMANCE CX
POWERTUBE 625Wh**

KIOX

**DRIVETRAIN SHIMANO
XTR/XT 12-SPEED**

Fork FOX 34 Fit4 Kashima / Disc brakes
Shimano XT 203/180mm hydraulic /
Tires Maxxis Minion and Rekon 27.5x2.80 /
Handlebar Moustache carbon 760mm /
Moustache Just_Carbon rims /
Suspension 150/150mm travel / Dropper
seatpost w/100/120/150/170mm travel



SAMEDI 29 GAME.



SAMEDI 29 GAME IS A DEMON!

Beat the clock on an enduro, or simply ride at your limits on any beaten up trail, whether its up or down! This is what the new Samedi 29 Game has been designed for. A steed for fun and performance. Its watchwords are attack, efficiency, performance... but without sacrificing pleasure. And it's even capable of riding cool! Yes, yes ;-D

- SAMEDI 29 GAME 4
- SAMEDI 29 GAME 6

- SAMEDI 29 GAME 8
- SAMEDI 29 GAME 10



SAMEDI 29 GAME.



FOR RIDING ADDICTS, AND ALSO OTHERS!

GAME is fun and playful! Its 29/160 platform makes it a real modern Enduro steed, ultra efficient in specials but also fun and accessible for Trail riding. A true trail missile which only asks to be used and abused, whilst staying playful and agile. A Smiling Machine that we could also call... the Shredding Machine ;-){D

BOSCH MOTOR

The new Bosch Performance Line CX is the most powerful Bosch motor in the range, and is designed for the most demanding riders. Compact and light, it stands out for its minimal resistance to pedalling and offers incredible agility and a dynamic ride.

NEW FRAME WITH EXCLUSIVE POWERTUBE INTEGRATION

The new compact 160mm travel frame with integrated Bosch PowerTube battery offers new kinematics and a better distribution of mass and optimised cable passages. The new Samedi 29 Game is equipped with a new telescopic seatpost with up to 170mm of travel and a "flipchip" which makes conversion between 27.5/29 possible. Available in 4 sizes (S, M, L, XL) so everyone can find the bike that fits them like a glove!

A MAGIC SHOCK!

Its specific Moustache Magic Grip Control 160mm shock with 2 positions offers a dynamic rebound and improved performance.

PARTS AND ACCESSORIES TO SUIT YOUR RIDING STYLE

Equipped with hydraulic Shimano 4 piston brakes for more precise braking, the GAME is mounted with Moustache Aluminium wheels (except the GAME 10 with Moustache JUST_CARBON wheels), and finished with efficient, high performance Assegai 2.5 tires.

SAMEDI 29 GAME 4

GAME ON! Our Game 4 just needs you to get the party started... ;-D



**BOSCH PERFORMANCE CX
POWERTUBE 625 Wh**

PURION

**DRIVETRAIN SRAM
SX EAGLE 12-SPEED**

Fork RockShox 35 Gold RL 160mm /
Disc brakes Shimano MT520 203mm
hydraulic / Tires Maxxis Assegai
29x2.50 / Suspension 160/160mm
travel / Dropper seatpost
w/100/120/150/170mm travel



SAMEDI 29 GAME 6

Let's admit it, we're all the same, it's always the same ritual at the end of a fabulous descent: we arrive full tilt – we skid the rear wheel – we glance behind to see if we've managed to go faster than the mate that's following us – we let out a “yeaaaah...” or a “Whou-wou!” Depending on whereabouts we're from we might fistbump... And it's off for another tour!




**BOSCH PERFORMANCE CX
POWERTUBE 625 Wh**

PURION

**DRIVETRAIN SHIMANO
XT 12-SPEED**

Fork FOX 36 Grip / Disc brakes
Shimano MT520 203mm / Tires
Maxxis Assegai 29x2.50 / Suspension
160/160mm travel / Dropper seatpost
w/100/120/150/170mm travel



SAMEDI 29 GAME 8

You should see the look
on your face ...
or really the smile
on your face after this
descent that you've just
finished at top speed!!



**BOSCH PERFORMANCE CX
POWERTUBE 625 Wh**
PURION

**DRIVETRAIN SHIMANO
XT 12-SPEED**

Fork FOX Float 36 GRIP2 Kashima /
Disc brakes Shimano XT 203mm
hydraulic / Tires Maxxis Assegai
29x2.50 / Suspension 160/160mm
travel / Dropper seatpost
w/100/120/150/170mm travel




SAMEDI 29 GAME 10

Whether its about racing your mates on the climbs or the descents, or lining up for one of your first Enduro E-MTB races, you can count on the Game 10.

**BOSCH PERFORMANCE CX
POWERTUBE 625 Wh**
KIOX

**DRIVETRAIN SHIMANO
XTR/XT 12-SPEED**

Fork FOX Float 36 GRIP2 Kashima /
Disc brakes Shimano XT 203mm
hydraulic / Rims Moustache *JUST CARBON_* /
Tires Maxxis Maxxis Assegai 29x2.50 /
Travel 160/160mm / Dropper seatpost
w/100/120/150/170mm travel



SAMEDI 27 X2.




SAMEDI 27 X2 LIKES SHARING!

2X more fun!!
2X more sharing!!
4X more magic!!!!

- SAMEDI 27 X2 VTT
- SAMEDI 27 X2 TRK



SAMEDI 27 X2.



2X MORE FUN!!

Sharing your passion, emotions, sharing a moment, a new discovery, a trip, a nice area, simply sharing a moment of fun...

Samedi 27X2 is a unique way to double the fun!

And as it always sees double... it exists in 2 versions, MTB or touring. 2X more choice! (or 2X more occasions to ride!)

POWER 2!

To move Samedi 27X2, we chose the reference for E-bike motors, the central position Bosch Performance CX, mounted at the rear in order to synchronise front and rear cranks and give a true tandem experience (a huge challenge for our engineers).

NO LIMITS!

Whether you ride as a couple, a family, with friends, there's no limit to happiness on the saddle of the Samedi 27X2. With its two batteries with a total capacity of 1000Wh you'll have an incredible battery life. 2X further! For stopping power, we opted for Magura MT5 4 piston brakes and 200mm discs.

SAMEDI 27 X2 VTT

The best steed for MTB rides as a pair, to share the fun.




**BOSCH PERFORMANCE CX
2 X 500 Wh**

KIOX

**SHIMANO XT 11S 11/42
DRIVETRAIN**

Suntour AION 140mm fork /
Magura MT5 4 piston 200/200mm
brakes / Suntour NCX seatpost



SAMEDI 27 X2 TRK

With reinforced wide tires,
mudguards, luggage carriers
and powerful lights because
we never want the best rides
to end!



**BOSCH PERFORMANCE CX
2 X 500 Wh**

KIOX

**SHIMANO XT 11S 11/42
DRIVETRAIN**

Suntour AION 140mm fork /
Magura MT5 4 piston 200/200mm
brakes / Suntour NCX suspension
seatpost / Moustache mud guard
and luggage rack / Supernova lights



MERCREDI 12.



MERCREDI 12: THE BALANCE BIKE... IT'S MAGIC!

Mercredi 12 is a bit of a special project: it was born by accident... but with the Moustache!
We designed it for our own satisfaction, but also for our children.
An iconic model since the beginning of the brand, that continues to generate our kid's first smiles on a bicycle ;-){D

- MERCREDI 12

Available in 7 colors





Pastel green

Mercredi 12 is the only Moustache bike without electric pedal assistance, but it might be the most important one in our collection: it's a bike to begin riding that will give young riders the desire to continue. It's a bike without compromises, that uses the same technologies as high-end adult models.

The Mercredi 12 is designed to teach kids how to maintain balance on a bike. It's reassuring for children, because they can control their balance and speed with their feet. This will allow them to progress rapidly, and within a few short months you'll see your child pushing off and lifting up his or her

feet more and more often and for longer periods of time. And when he or she is finally old enough for a bike with pedals, you won't need training wheels! The balance bike... It's magic!



New trendy colors, just like mum and dad!

Frame: aeronautical hydroformed variable thickness alloy, single tube. Ergonomic footrest. / **Fork:** rigid aeronautical alloy, single-sided fork / **Rims:** alloy / **Tires:** 12" mixed / **Saddle:** Velo special kids' / **Seatpost:** integrated 25.4mm diameter / **Gaurantee:** 5 years frame and fork, 2 years accessories / **Size:** saddle height adjustable from 34 to 41cm from the ground, suitable from approximately 20 months to 4/5 years / **Available in seven colours** / **Weight:** 3,5 kg



Pastel blue



Titanium



Asphalt



Orange red



Lagoon blue



Acid green

P.36
LUNDI 26



P.44
FRIDAY 28



P.54
FRIDAY 27 FS



P.66
SAMEDI 28



P.76
SAMEDI 27 XROAD



P.92
DIMANCHE 28



P.102
DIMANCHE 29



P.112
SAMEDI 26, 27 OFF



P.124
SAMEDI 27 WIDE



P.132
SAMEDI 27 TRAIL



P.142
SAMEDI 29 GAME



P.152
SAMEDI 27 X2



P.158
MERCREDI 12





SAS CYCLE ME // MOUSTACHE BIKES //
 ZONE INOVA, 5 ALLÉE 2 // 5 RUE DU RUISSEAU //
 88150 THAON-LES-VOSGES // FRANCE //
 CONTACT@MOUSTACHEBIKES.COM

{MOUSTACHE
 BIKES

www.moustachebikes.com

powered by
BOSCH